


Delaware Sex Offenders Profiles and CJ System Outcomes

For the Sex Offender Management Board

June 29, 2009

By the Delaware Statistical Analysis Center



70 to 80 Percent of Sexual Assaults Are Not Reported

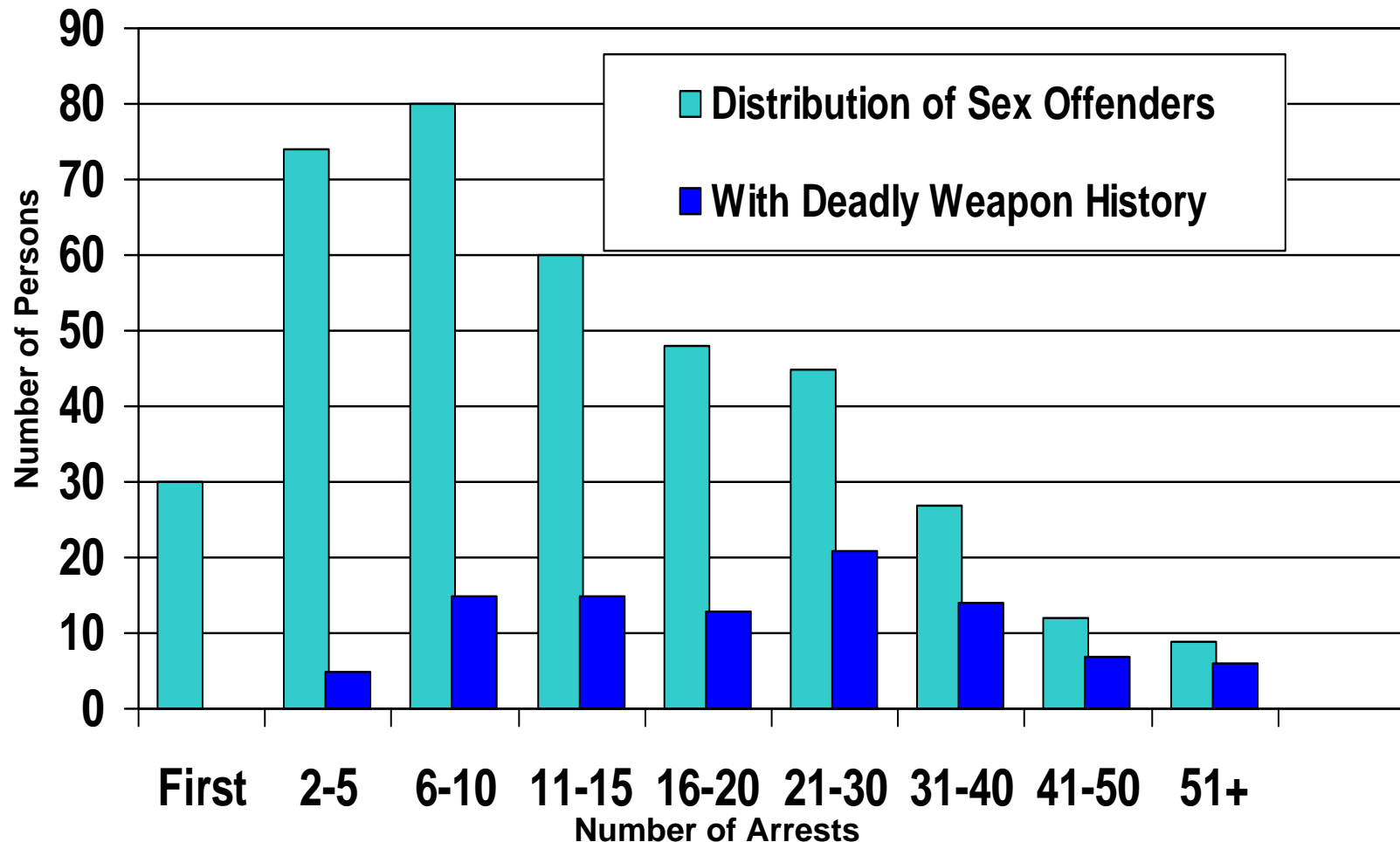
Tjaden & Thoennes (NIJ 2006)



Sex Offender Arrest History

- The average sex offender has 15 prior arrests.
- 52% were arrested more than 10 times
- 51% have non-sexual violent felony arrests
- 35% have prior sex offense arrests
- 25% have deadly weapon arrests

Sex Offenders' Arrests Frequency and Use of Deadly Weapons

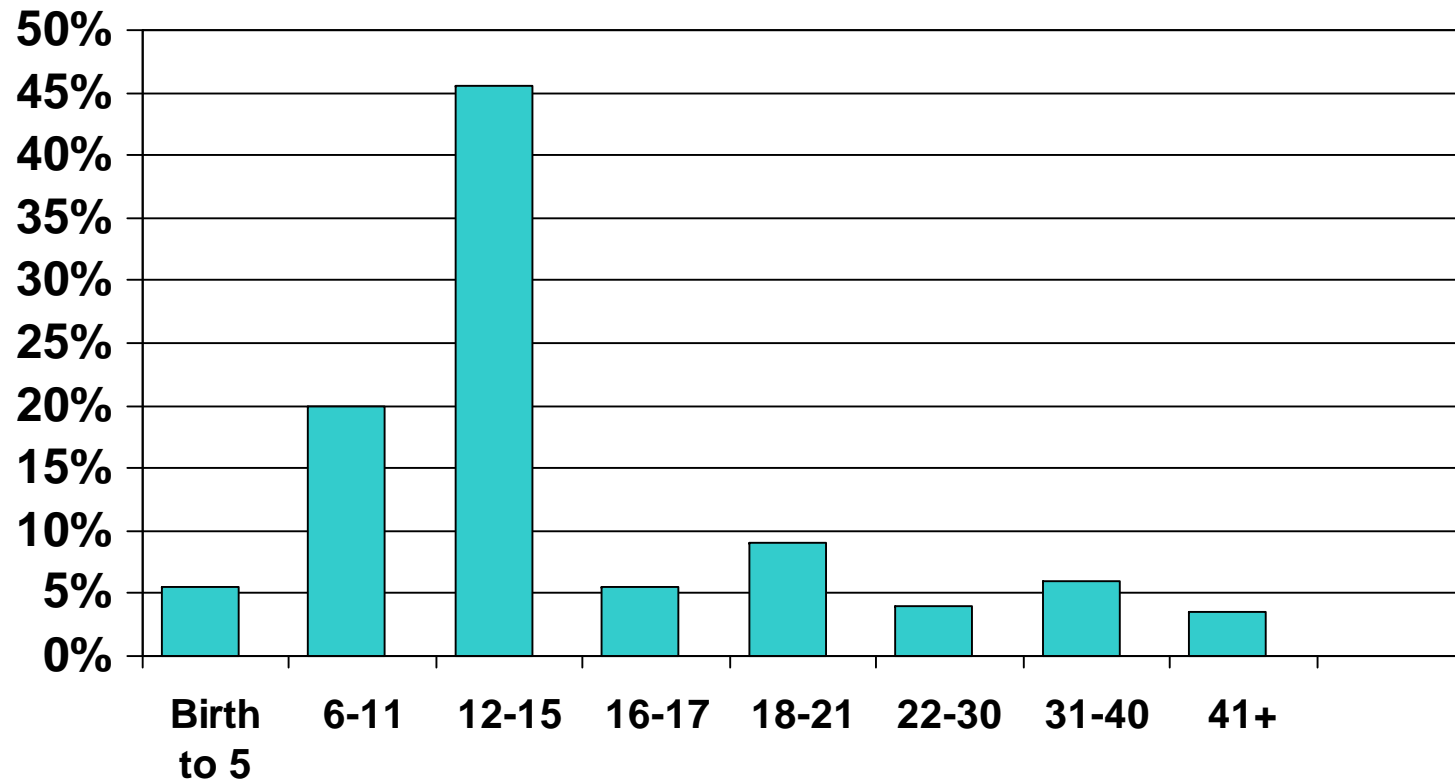




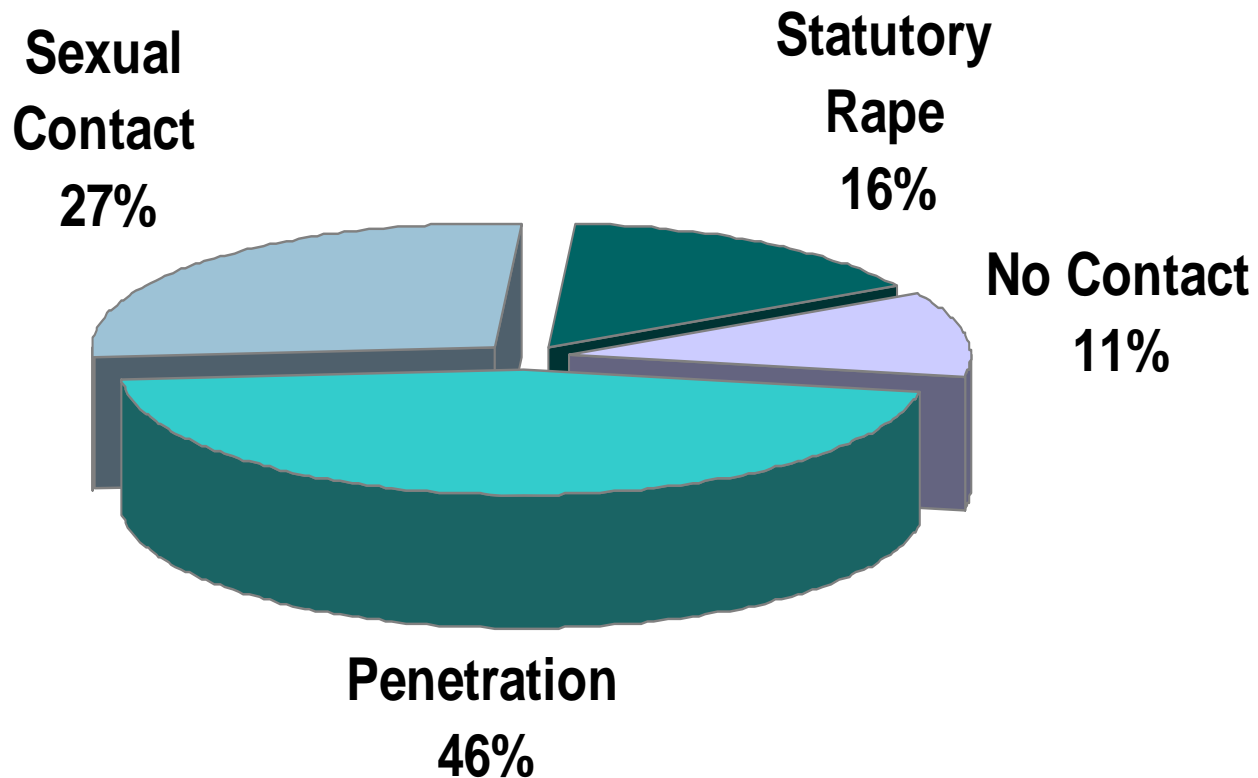
Sex Offenders' Victims

- 77% are juveniles (less than 18 years old)
- 46% are between 12 and 15 years old
- 89% are females
- 56% are known non-family members
- 13% are not known by the victim

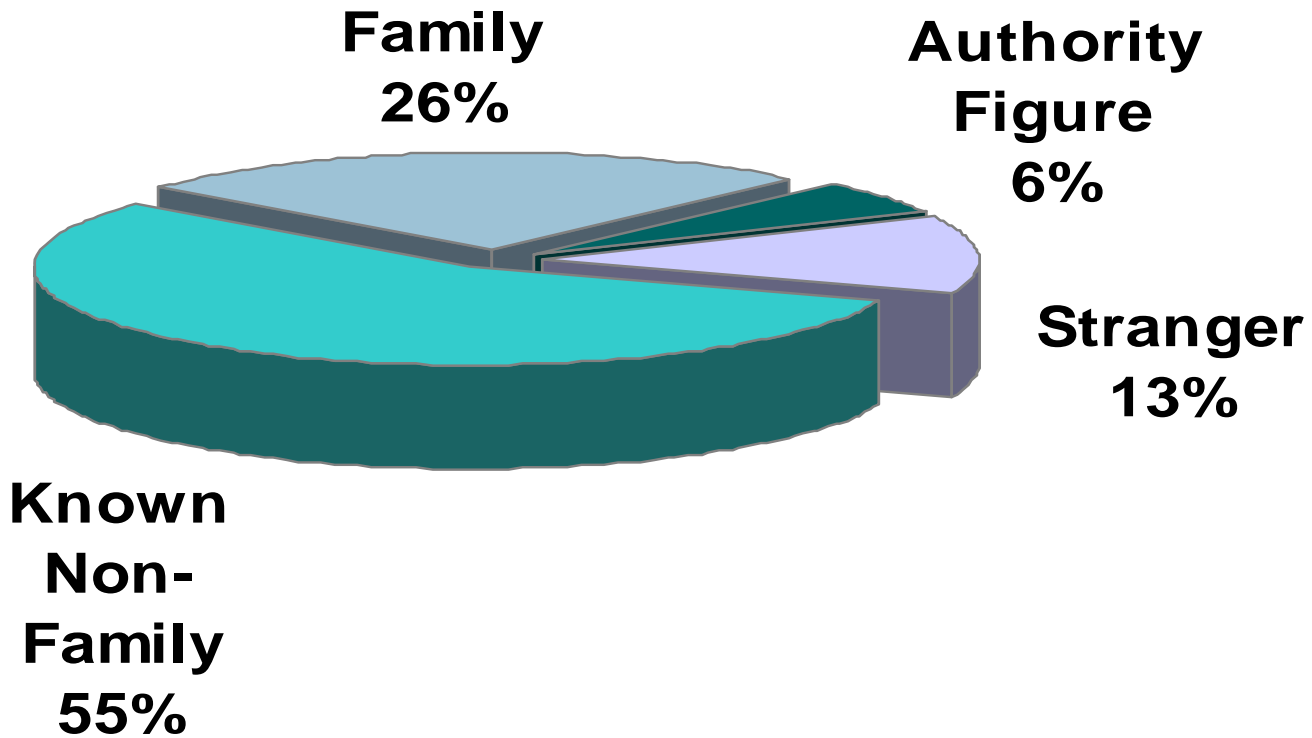
Age of Victims of Sex Offenses



Types of Sex Offenses



Offender-Victim Relationships





Offender to Victim Age

- 89% of the offenders are older than their victims
- The average age of the offender is 33
- The average age of the victim is 16
- When the victim is between 12 and 15 years old the average age of the offender is 31

Age of Offender versus Victim

Victim Age

	<6	6-11	12-15	16-17	18-21	22-30	31-40	41+	Row Totals
11-14	1	7	0	0	0	0	0	0	8
15-17	3	2	2	0	2	0	0	1	10
18-21	4	6	32	3	5	0	1	0	51
22-25	2	7	28	1	3	2	1	1	45
26-30	1	9	11	1	4	2	2	0	30
31-35	1	8	14	3	5	2	5	1	39
36-40	1	6	29	6	1	4	3	1	51
41-45	2	7	8	2	1	1	3	3	27
46-50	0	1	5	1	4	0	3	1	15
51-55	1	3	3	1	0	1	0	1	10
56-60	1	0	2	0	1	0	0	0	4
61+	0	4	2	0	0	1	1	1	9
Column Totals	17	60	136	18	26	13	19	10	299

Offender Age



Sex Offender Conviction Rates

- 84% of Superior Court sex offender cases result in a conviction
- 53% of the convictions retain the most serious charge from arrest to conviction
- 47% of these convictions are for reduced charges
- Cases with juvenile victims have a 85% conviction rate
- Cases with adult victims have a 43% conviction rate

Sex Offender Conviction Rates by Age Group

Victim Age	Number Arrested	Number Convicted	Conviction Rate
Juvenile	231	197	85.3%
Adult	69	30	43.5%
No Victim	85	67	78.8%
Total	385	294	76.4%

Plea Process for Cases Involving Only Sex Offense Charges

Most Serious Charge at Conviction

	Num Of Cases	Fel A	Fel B	Fel C	Fel D	Fel E	Fel G	Misd.	Trial Not Guilty	Dismissed (NP)
Felony A	43	7	16	8	-	-	3	1	3	5
Felony B	63		18	14	1	-	8	12	-	10
Felony C	46			25	1	-	4	10	-	6
Felony D	5				3	2	-	-	-	-
Felony E	1					-	-	-	1	-
Felony G	115						69	28	2	16
Misd.	4							2	-	2

Most Serious Charge at Arrest

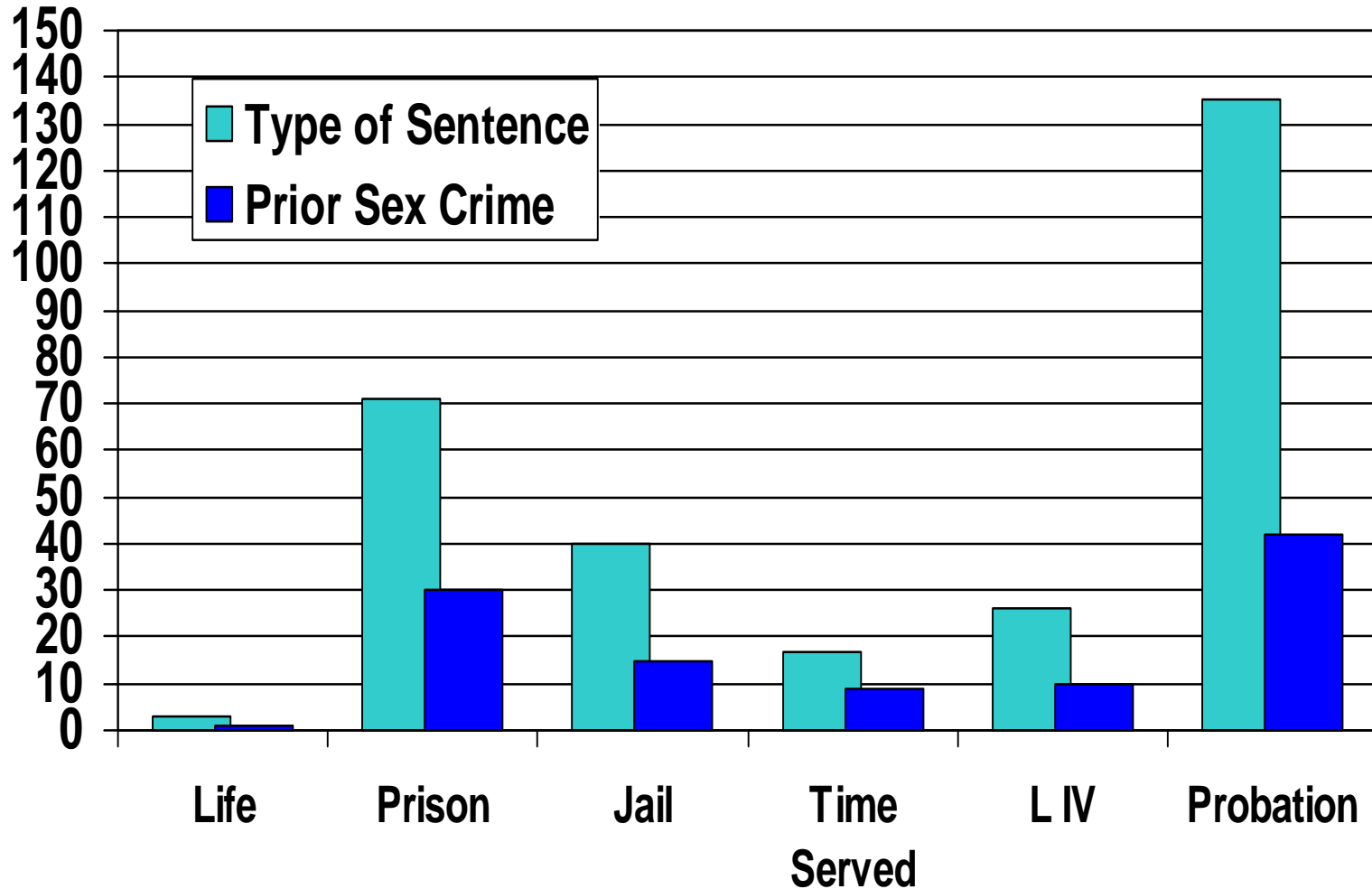


Of the Sex Offenders Convicted in Superior Court

- 24% receive a Prison term of greater than one year
- 20% receive a Jail term of less than one year.
- 55% receive a Level IV (WR EHC) or Probation term.

- 49% of those convicted of sexual penetration (rape) go to prison
- 13% of those convicted of sexual contact go to prison

Type of Sentence and Prior Sex Crime Arrests





Sex Offender Tier Designation

- Tier III is high risk ... 23%
- Tier II is moderate risk ... 40%
- Tier I is low risk ... 22%


15% of the sex offenders do not register because they plead to an offense not requiring registration



Sex Offender Recidivism

- For those “at risk” (in the community for 2 years), 86% of the sex offenders have been rearrested
- 61% have been rearrested 2 or more times
- 31% have been rearrested for a felony
- 3% have been rearrested for a new sex crime

- But, from a different point of view, of all persons arrested for a sex offense, 35% have a prior sex offense in their history



70 to 80 Percent of Sexual Assaults Are Not Reported

Tjaden & Thoennes (NIJ 2006)