

Evaluation of Operation Weed & Seed in Wilmington, Delaware

July 2001



**STATE OF DELAWARE
OFFICE OF THE BUDGET
STATISTICAL ANALYSIS CENTER
60 THE PLAZA
DOVER, DELAWARE 19901**

This report is supported under Award #1999WSQX078, Bureau of Justice Assistance, United States Department of Justice.

Points of view expressed in this document are those of the authors and do not necessarily represent those of the U.S. Department of Justice.

Evaluation of Operation Weed & Seed in Wilmington, Delaware

July 2001

Delaware Statistical Analysis Center
Richard J. Harris, Research Specialist
John P. O'Connell, Director

Anova Associates
Stephen Wilhite, Ph.D., Director

Table of Contents

Executive Summary

Introduction	1
Wilmington's Weed & Seed Neighborhoods	2
Housing and Business Development	4
Vacant Properties	7
Identified Problems/Needs Assessment	12
 Operation Weed & Seed in Wilmington - 1992 to 2000	 17
In-Depth Interview Series - Seventh Year	26
Illicit Drugs and Crime in the Weed & Seed Area	29
<i>Weed & Seed Area Hot Spots</i>	<i>35</i>
<i>Weed & Seed Area Shooting Incidents</i>	<i>38</i>
<i>Calls for Police Service in the Weed & Seed Area</i>	<i>43</i>
<i>Illicit Drug Trends in Wilmington 1996 - 1999</i>	<i>54</i>
 Weed & Seed Funded Activities - 1992 to 2000	 61
 References	 75
 Appendices	 77

Executive Summary

Operation Weed & Seed is a federal initiative to reduce illicit drugs and crimes in distressed communities through the use of increased narcotics enforcement, community policing, social programs and neighborhood restoration efforts. Wilmington, Delaware was selected as a pilot site for Operation Weed & Seed in 1992 and has received federal funds annually to implement Operation Weed & Seed activities in the City's Hilltop, West Center City, Browntown and Hedgeville neighborhoods.

Annual DELSAC evaluations of Operation Weed & Seed in Wilmington provide a comprehensive overview of the accomplishments, problems, issues and concerns which arose during the course of the project. As in years past, the focus of this year's report is on crime reduction strategies undertaken by the Wilmington Police Department in conjunction with federal law enforcement agencies and their impact on reported crime and arrests in the Operation Weed & Seed area and other Wilmington neighborhoods. New in this year's report is a detailed overview of some of the major problems and issues facing the Operation Weed & Seed neighborhoods as identified by community residents, one of the most important being the issue of ex-offenders reentering the community upon release from incarceration (pages 12-15).

1992 to 1997 - Initial Success Followed by an Increase in Drug Related Crime

Operation Weed & Seed in Wilmington has had its share of successes and setbacks during the eight years that it has been in operation. In 1992, the Wilmington site received an initial award of 1.1 million dollars to implement Operation Weed & Seed. Interviews with residents and other participants revealed that nearly everyone interviewed felt Operation Weed & Seed had made some real gains at suppressing the area's illicit drug trade during the first two years. Drug related calls for police service and drug arrests were down, and residents reported that a much better relationship had developed between the police and the community, largely as a result of community policing efforts in the area.

After experiencing this period of relief from open air drug sales and other problems associated with the area's drug trade, Wilmington's Operation Weed & Seed neighborhoods went through a rough period from 1994 to 1997. During this period much of the drug activity that was suppressed during the initial phase of Operation Weed & Seed resurfaced, erasing many of the gains that were made during the initial two years. One factor related to the increase in reported drug crime was that federal funding for Wilmington's Operation Weed & Seed initiative was reduced by 50 percent in 1994. In addition, staffing in the Wilmington Police Department was reduced by 17 percent during the same time frame. These two occurrences had an adverse impact on reported crime both in the Operation Weed & Seed area and throughout Wilmington.

Street crime in Wilmington reached a crisis level in 1996 as shooting incidents resulting in injury or death (many of which were drug related) rose by 130 percent. The number of shootings continued at about the same rate through the end of 1997 (pages 38-42).

1998 to 2000 - Tougher Policing Yields Positive Results but Problems Remain

The Wilmington Police Department, faced with an increasing crime rate and dwindling resources, responded to the increase in shootings by partnering with federal, state, and county law enforcement agencies in several initiatives (including Operation Safe Streets) which eventually led to a decrease in shootings and a stabilization in the city's crime rate in 1998 (pages 38-42). The police department also began to implement its city-wide community policing and decentralization strategy during this period, a key component being six police substations which were to be housed at various locations throughout the city. Despite some initial problems, substations were opened in Hilltop and West Center City (page 19).

Wilmington Police Department calls for service data for 1999 show a significant decrease in drug related calls for service from the Operation Weed & Seed area. However, these numbers may not actually reflect a decrease in illicit drug activity. Drug related calls for police service from Wilmington's Operation Weed & Seed neighborhoods rose by 20 percent in 1998 followed by an apparent 23 percent decline in 1999. When interviewed, residents and the police offered different reasons for the sharp drop in reported drug crime. The police felt that the decrease in drug related calls for service reflected a decrease in illicit drug activity, while residents believed that many of those living in the neighborhood had become discouraged and stopped reporting drug sales to the police because response time was so slow (page 30). A comparison of Wilmington Police Department drug related calls for service data and Uniform Crime Reporting (UCR) drug complaints data supports the resident's view since the UCR data shows that there was actually a slight increase in drug related complaints in 1999 (page 80).

The change in drug related calls for service that occurred in 1999 may be related to the Wilmington Police Department's newly adopted zero tolerance policy towards loitering and other nuisance crimes. By aggressively enforcing existing city ordinances, the police department's zero tolerance efforts focused on addressing quality of life issues in high crime areas to prevent minor nuisances from escalating into more serious problems (page 20).

Illicit Drug Hot Spots

Among the continuing problems in the Wilmington's Operation Weed & Seed area are several persistent drug corners or "hot spots" which always manage to resurrect themselves despite repeated attempts by the police to suppress them. An analysis of drug hot spots in the Operation Weed & Seed area shows that the most reported drug corners were still quite active in 1999, especially the areas of N. Franklin Street between W. 2nd & W. 4th Streets and N. Jefferson Street between W. 6th & W. 7th Streets (pages 35-37).

Land Use and Neighborhood Blight

In 1998, 1999, and 2000 Wilmington's Operation Weed & Seed effort began to focus more on economic development and neighborhood restoration. In keeping with this change in emphasis, this year's evaluation report looks at existing and proposed business and residential development in the area and includes the results of an Operation Weed & Seed land use survey conducted in August 2000 that details areas with the most vacant properties and blight and their proximity to illicit drug hot spots. It shows that nearly all of the most active drug hot

spots in Wilmington's Operation Weed & Seed target area are located in the most blighted sections of Hilltop and West Center City (pages 7-11).

Intensive Interview Findings

This report includes a summary of intensive interviews conducted in October 2000 with Wilmington Police Department officials, residents of the Operation Weed & Seed area, and other key Operation Weed & Seed participants. This year's interviews (the seventh in a series of in-depth interviews) revealed that a majority of the participants were highly critical and dissatisfied with the coordination of community involvement, police activities, and Operation Weed & Seed funded programming (pages 26-28).

Operation Weed & Seed Funded Community Programs

The final section of this report gives a brief summary of each community "seeding" program established in Wilmington with Operation Weed & Seed funds from July 1992 to December 2000. Operation Weed & Seed continues to provide financial support for Safe Haven programs at area community centers and other youth oriented programs in the community. Two notable projects in 2000 were the Young Emerging Leaders Conference, a two-day conference for youths held at a local community college, and Camp DEFY (Drug Education for Youth), a free five-day summer camp for Operation Weed & Seed area youths co-sponsored by Operation Weed & Seed, the Delaware National Guard, the Wilmington Police Department, and the U.S. Attorney's Office (pages 61-73).

Introduction

Operation Weed & Seed is a comprehensive, multi-agency strategy to reduce illicit drugs and violent crime in targeted communities. As its name implies, the intent of Operation Weed & Seed is to “weed” out negative elements in distressed neighborhoods through increased narcotics enforcement, suppression, and community policing while “seeding” the neighborhood with social services and neighborhood restoration activities. The Weed & Seed strategy consists of four elements: Law Enforcement, Community-Oriented Policing, Prevention, Intervention, and Treatment, and Neighborhood Restoration.

- ♦ **Law Enforcement** “weeding” efforts will focus on suppressing illicit drug activity and violent crime through increased enforcement, prosecution, adjudication, and supervision of offenders.
- ♦ **Community-Oriented Policing** serves as a bridge between “weeding” and “seeding”. The goal of community policing is to reduce neighborhood crime by promoting cooperation and information sharing between area residents and the police.
- ♦ **Prevention, Intervention, and Treatment** encompasses an array of activities including family services, organized recreation, job and life skills development, mentoring, service projects, educational programs, counseling programs and support programs.
- ♦ The fourth element of the Weed & Seed strategy, **Neighborhood Restoration**, aims to improve the quality of life in the target neighborhoods by providing more economic opportunities for residents, improving housing conditions, reducing blight, and improving the delivery of public services.

Since its inception in 1992, Operation Weed & Seed has grown from three pilot sites to over 200 sites nationwide. Wilmington, Delaware was among the first 20 sites selected by the U.S. Department of Justice to receive funding to implement the Weed & Seed strategy.

In 1992, the Wilmington site received a \$1.1 million award from the Bureau of Justice Assistance to implement Operation Weed & Seed in the city’s Hilltop and West Center City neighborhoods. These two neighborhoods have historically been among the city’s most troubled areas and share many of the same problems found in other inner city neighborhoods including a higher incidence of reported crime and illicit drug activity, poverty, vacant and abandoned properties. In 1995, the target area was extended to include the adjacent Browntown and Hedgeville neighborhoods.

Wilmington's Weed & Seed Neighborhoods

Hilltop is one of the most ethnically diverse neighborhoods in Wilmington. The area is bounded by Adams Street/I-95, Pennsylvania Avenue, N. Union Street, and Lancaster Avenue. According to the 1990 Census of Population and Housing, approximately 11,843 persons live in the Hilltop area. Just over half of the neighborhood's population are African-American and nearly one-quarter are Hispanic.

The median household income in 1989 for Hilltop households was nearly equal to the citywide median (\$24,486 versus \$26,389). Median family income for Hilltop families was also slightly less than the citywide median (\$29,523 versus \$31,140). Median household and family incomes for Census Tracts 14 and 15 were approximately equal to or above comparable citywide figures. Most of the area's low-income households are located in Census Tracts 22 and 23. Approximately 18 percent of Hilltop families had incomes below the poverty level. Eighty-one percent of Hilltop families with incomes below the poverty level lived in Census Tracts 22 and 23. Over 25 percent of the families living in Census Tract 22 had incomes that were below the poverty level in 1989, and 25 percent of the households in that area received public assistance income. Similarly, 22 percent of the families in Census Tract 23 had incomes below the poverty level, with 13 percent of the households receiving public assistance income.

West Center City is located directly west of Wilmington's central business district. The approximate boundaries of West Center City are Tatnall Street, Martin Luther King Boulevard, N. Adams Street, and Pennsylvania Avenue.

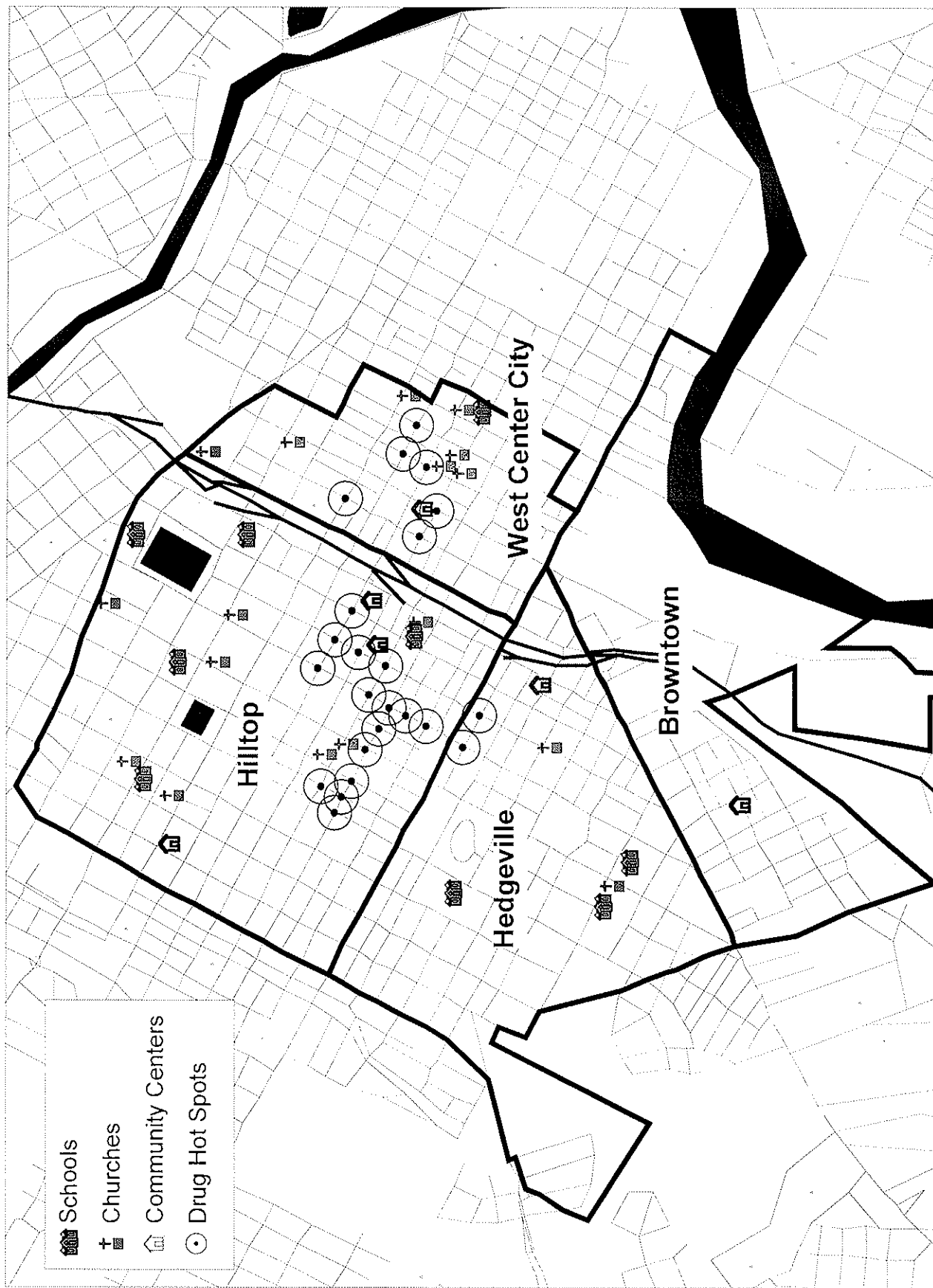
According to the 1990 Census of Population and Housing, approximately 4,588 persons live in West Center City. About 70 percent of the area's residents are African-American. The median household income in 1989 for West Center City households was \$23,830, just slightly less than the citywide median household income (\$26,389). The median income for families living in the West Center City area was only \$20,839, which is substantially less than the citywide median family income of \$31,140. West Center City has the highest rate of poverty of the three target neighborhoods, with approximately one out of four families having incomes below the poverty level.

Browntown/Hedgeville is located directly south of Wilmington's Hilltop and West Center City neighborhoods and central business district. The boundaries for Hedgeville are Lancaster Avenue, S. Union Street, the city line, and Maryland Avenue. The boundaries of Browntown extends east of Maryland Avenue to the city line and the Christina River.

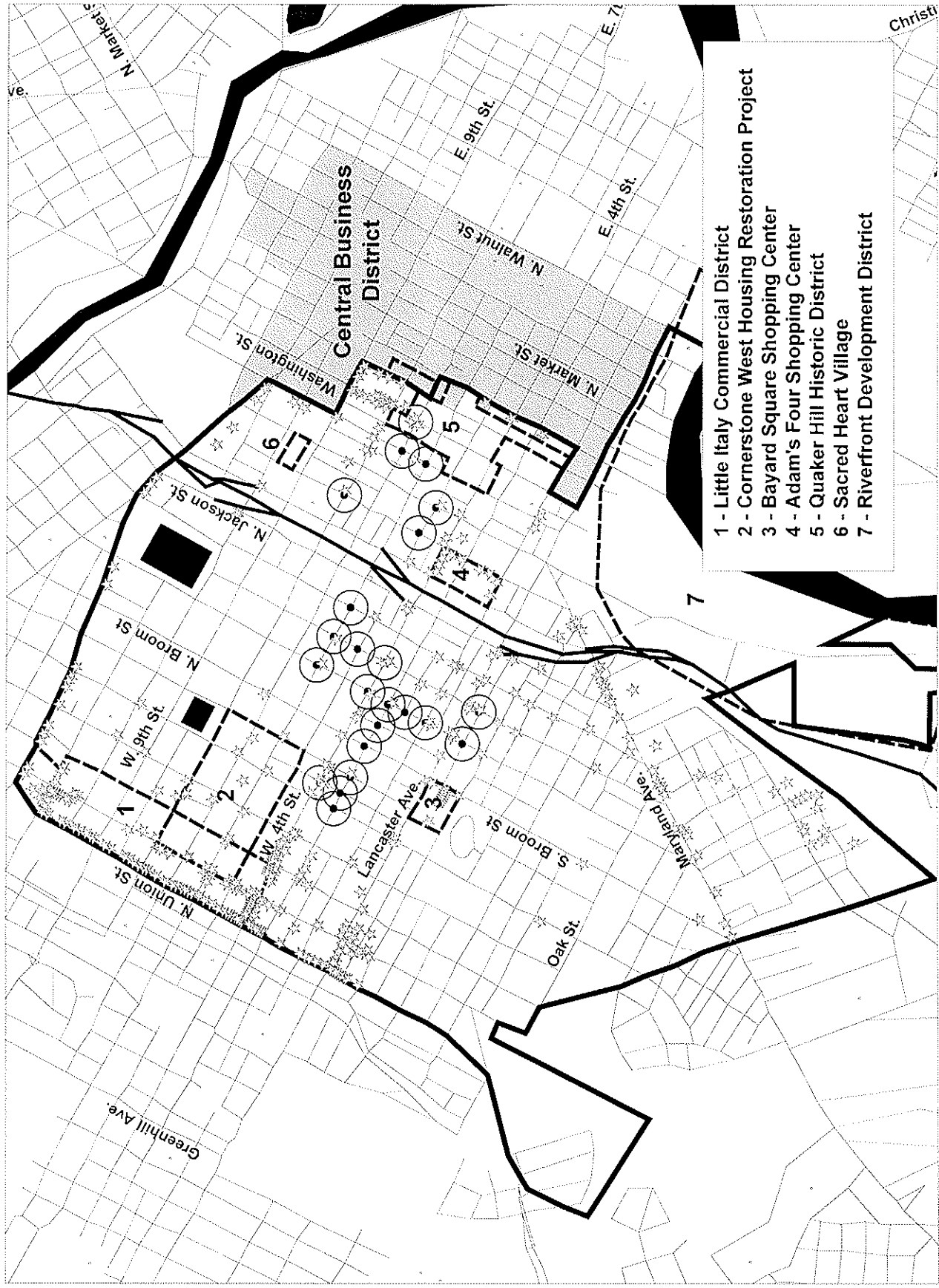
According to the 1990 Census of Population and Housing, 7,723 persons live in Browntown and Hedgeville. Eighty-three percent of Browntown and Hedgeville's residents are white. In the past most of the area's residents were of Polish descent, but the neighborhood has since become more ethnically diverse.

The median household income in 1989 for Browntown and Hedgeville was \$26,563, just slightly higher than the median household income for Wilmington (\$26,389). Median family income in 1989 for Browntown/Hedgeville was also higher than the citywide median (\$33,729 versus \$31,140).

Map 1 - City of Wilmington Weed & Seed Target Area



Map 2 - Weed & Seed Area Housing and Business Development



Housing and Business Development - The housing in Wilmington's Weed & Seed area reflects the wide range of income levels of the people living there. This is especially the case in Hilltop. Housing in the Hilltop area ranges from large, single family houses valued at \$300,000 or more to small, densely developed two-story row houses. The quality of housing is generally much better north of W. 8th Street. Traveling south towards Lancaster Avenue and signs of physical decay become more apparent as the number of vacant, neglected, and poorly maintained properties gradually increases.

West Center City is comprised mainly of two and three-story row houses and converted apartment units. Many of the homes are federally subsidized rental units and Wilmington Housing Authority scattered site public housing. West Center City is one of the most blighted neighborhoods in Wilmington, but the blight is mostly restricted to the area between W. 4th Street and W. 9th Street. Vacant buildings nearly outnumber occupied ones on some blocks and the run-down appearance is aggravated by several large vacant lots.

The Browntown and Hedgeville neighborhoods contain a mix of single family detached homes, semi-detached units, row houses, and apartments. Browntown lies on the east side of Maryland Avenue. A small section of Browntown is occupied mostly by factories, warehouses and other industrial buildings, about half of which are vacant. The residential section of Browntown consists mostly of older two story row houses mixed intermittently with newer residential construction. Hedgeville is located on the west side of Maryland Avenue and borders the Hilltop neighborhood. Houses in the Hedgeville area mirror those in Browntown except in the north-western section which largely consists of moderate sized single-family detached and semi-detached homes.

A land use survey of the Weed & Seed area conducted by the Delaware Statistical Analysis Center in August 2000 found that 348 properties in the Weed & Seed area housed businesses. The actual number of businesses in the area is somewhat higher because several small office buildings housed multiple business. Most of the businesses in the Weed & Seed area are located along major thoroughfares—Pennsylvania Avenue, Lancaster Avenue, W. 4th Street, Maryland Avenue, N. Lincoln Street, and N. Union Street. The most dense concentration of businesses in the Weed & Seed area lies along the western boundary at Union Street, with clusters of businesses surrounding the intersections where Union Street crosses Lancaster Avenue and W. 4th Street. Also located within the Wilmington's Weed & Seed area are two moderate sized shopping centers. Adam's Four Shopping Center is located at 4th & Adams Streets in West Center City. The second shopping center, Bayard Square, is located in Hedgeville in the 1400 block of Lancaster Avenue.

The most common types of businesses found in the Weed & Seed area are retail establishments, restaurants, grocery stores, hair stylists, liquor stores, bars, health care, and auto repair shops. Businesses in the predominately residential sections of the Weed & Seed area are mostly limited to corner grocery stores, restaurants, and liquor stores. Two of the liquor stores are located in high activity drug areas.

With the exception of the Riverfront Development District, the potential for any large-scale commercial or industrial development in the Weed & Seed area is somewhat limited due to a lack of large vacant land parcels or buildings that are suitable for redevelopment. Two

locations in the Weed & Seed area that were suitable for large scale commercial use were developed over the past few years. A discount variety store recently opened in a large vacant building on Lancaster Avenue that once housed an appliance store. Earlier in 2000, an auto supply chain built a new store on a large vacant parcel also located on Lancaster Avenue. Due to their locations and small lot sizes, most of the remaining vacant land parcels in the area are more suited for residential development. There are, however, a number of smaller vacant buildings throughout the area which formerly housed businesses and could easily be rehabilitated for commercial purposes.

Housing and commercial development projects currently underway in Wilmington's Weed & Seed area include:

- ♦ **Little Italy** - Bounded by N. Union Street, W. 4th Street, N. Lincoln Street, and Pennsylvania Avenue, Wilmington's Little Italy has been targeted by the city for revitalization and has undergone extensive streetscape improvements over the past year including an arch at 4th & Lincoln Streets. Located on the western edge of the Hilltop neighborhood, Little Italy contains a fairly dense concentration of restaurants and retail establishments interspersed with housing and is being promoted by the city as a dining and entertainment district.
- ♦ **Quaker Hill** - The Quaker Hill Historic District in West Center City is home to one of the city's most historic sites, the Quaker Meeting House in the 400 block of West Street. Many of the buildings in the district date back to the mid-1800's. The area was once home to many Quakers abolitionists and was one of the last stops on the Underground Railroad. The Quaker Hill Historic Preservation Foundation and the city are working to establish the Quaker Hill Historic district as a tourist attraction in conjunction with plans to redevelop the city's Lower Market Street and the Riverfront Development districts.
- ♦ **Cornerstone West** - The first phase of this project involves the rehabilitation of 56 vacant homes in Hilltop's "Little Italy" section which were donated to West End Neighborhood House by St. Francis Hospital. Future plans call for the expansion of the Cornerstone West target area to include up to 40 blocks in the city's Hilltop neighborhood.
- ♦ **Sacred Heart Village Apartments** - A new 78 unit senior housing development in West Center City sponsored by the Ministry of Caring and financed in part by the U.S. Department of Housing and Urban Development.
- ♦ **Riverfront Development District** - Wilmington's Christina Riverfront technically lies within the boundary of Browntown/Hedgeville but is physically separated from the residential area by Amtrak's Northeast Corridor viaduct. The Riverfront Development District is targeted for a multi-million dollar joint state/city/private sector redevelopment effort to create a regional tourist destination. Plans for the area include a mix of corporate offices, retail (catalog outlets), museums, restaurants, nightclubs, hotels, a convention center, and an urban wildlife refuge.

Vacant Properties - According to the August 2000 Delaware SAC land use survey, there were 238 vacant structures in the Weed & Seed area. Three criteria were used determine if a building was vacant. A building was considered vacant if:

1. All visible windows were boarded.
2. A vacancy notice was posted in the front window.
3. A visual check of the building indicated that it was unoccupied.

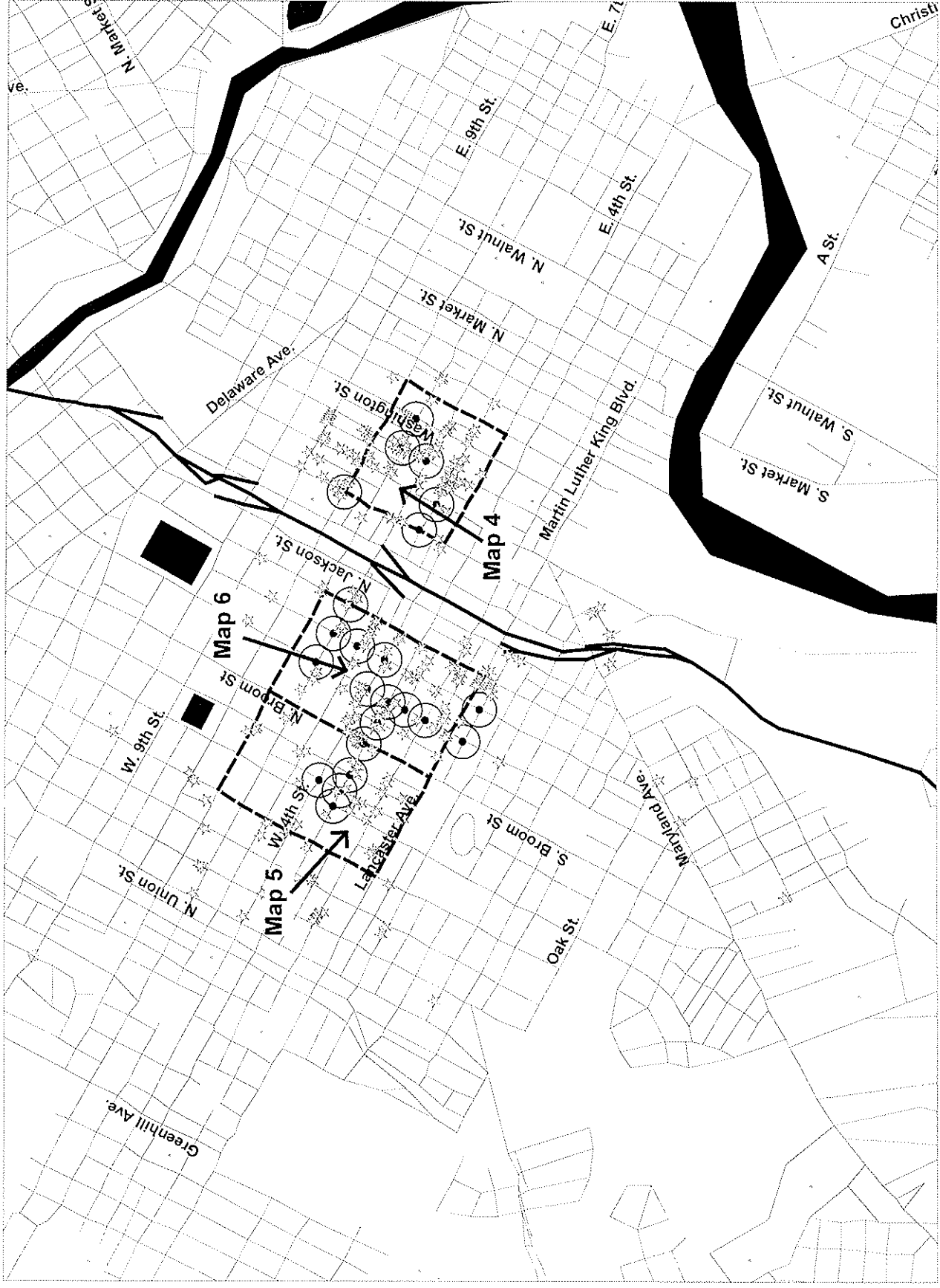
Of the 238 vacant structures in the area, 211 of the vacant properties were residential dwellings, 11 were mixed use commercial with apartments on the upper floors, and 16 were used entirely for commercial or light industrial purposes. Broken out by neighborhood:

- ♦ 133 vacant properties were in the Hilltop area (56 percent)
- ♦ 83 vacant properties were in West Center City (35 percent)
- ♦ 22 vacant properties were in Browntown/Hedgeville (9 percent)

Nearly three out of every four vacant properties in the Hilltop neighborhood lie within the area bounded by N. DuPont Street, Lancaster Avenue, N. Vanburen Street, and W. 7th Street. This 50 block area contains 99 of the 133 vacant Hilltop properties (74 percent). In West Center City, 48 of the neighborhood's 83 vacant properties are located in the 23 block area bounded by W. 8th Street, N. Madison Street, W. 4th Street, and West Street (56 percent). The boundaries of the two areas described above are shown on Map 3. A detailed view of these areas showing vacant properties and lots along with occupied structures and drug hot spots is provided on Maps 4, 5, and 6.

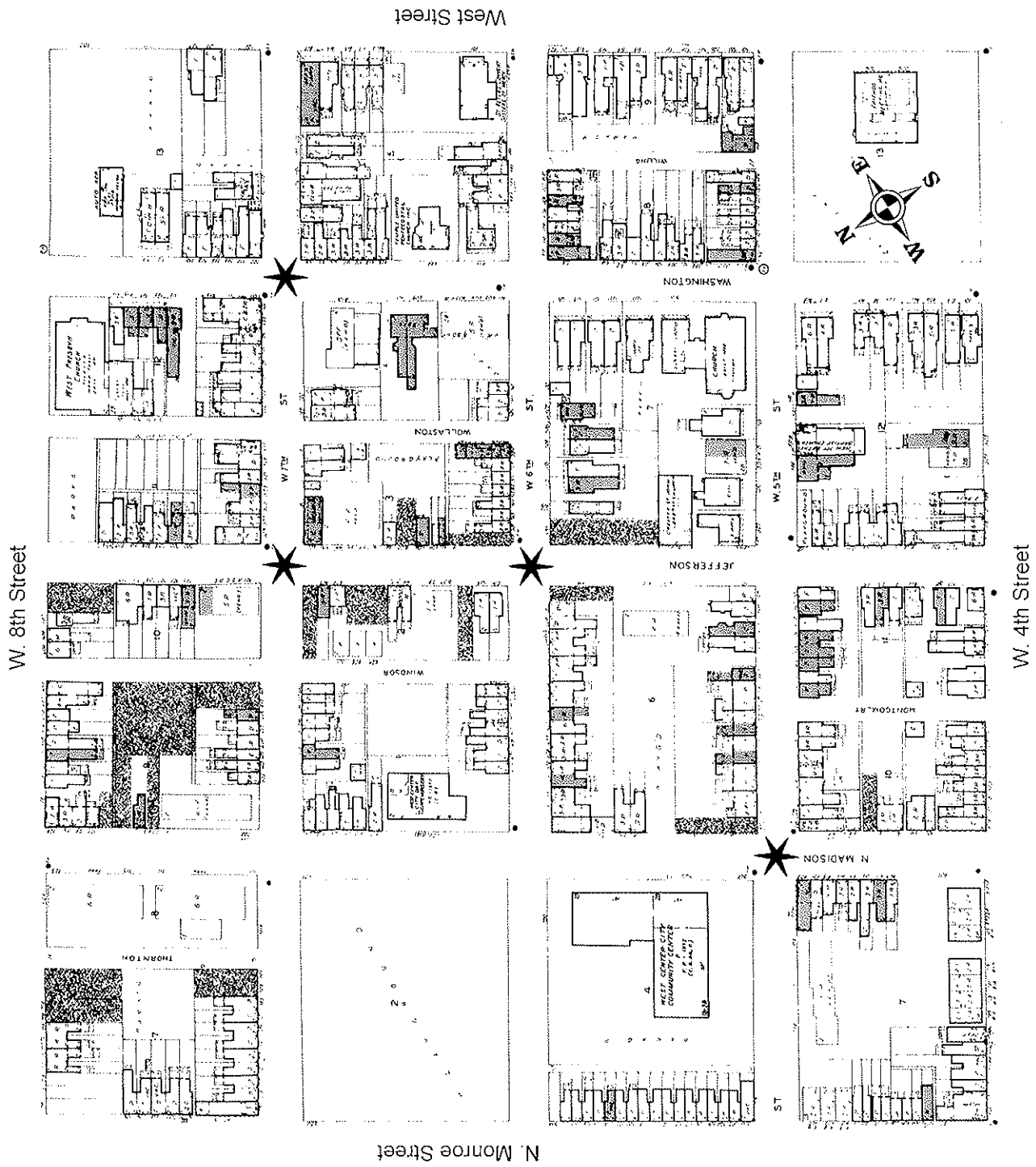
The section of West Center City detailed on Map 4 has a large number of vacant buildings and lots within a relatively small area. The blight is especially evident on W. 5th street and W. 6th Street between Washington and N. Madison Streets. The section of Hilltop shown on Maps 5 and 6 has more vacant buildings than West Center City but they are spread out over a much larger area. The Hilltop area also has far fewer vacant lots than West Center City.

Map 3 - Weed & Seed Area Vacant Properties

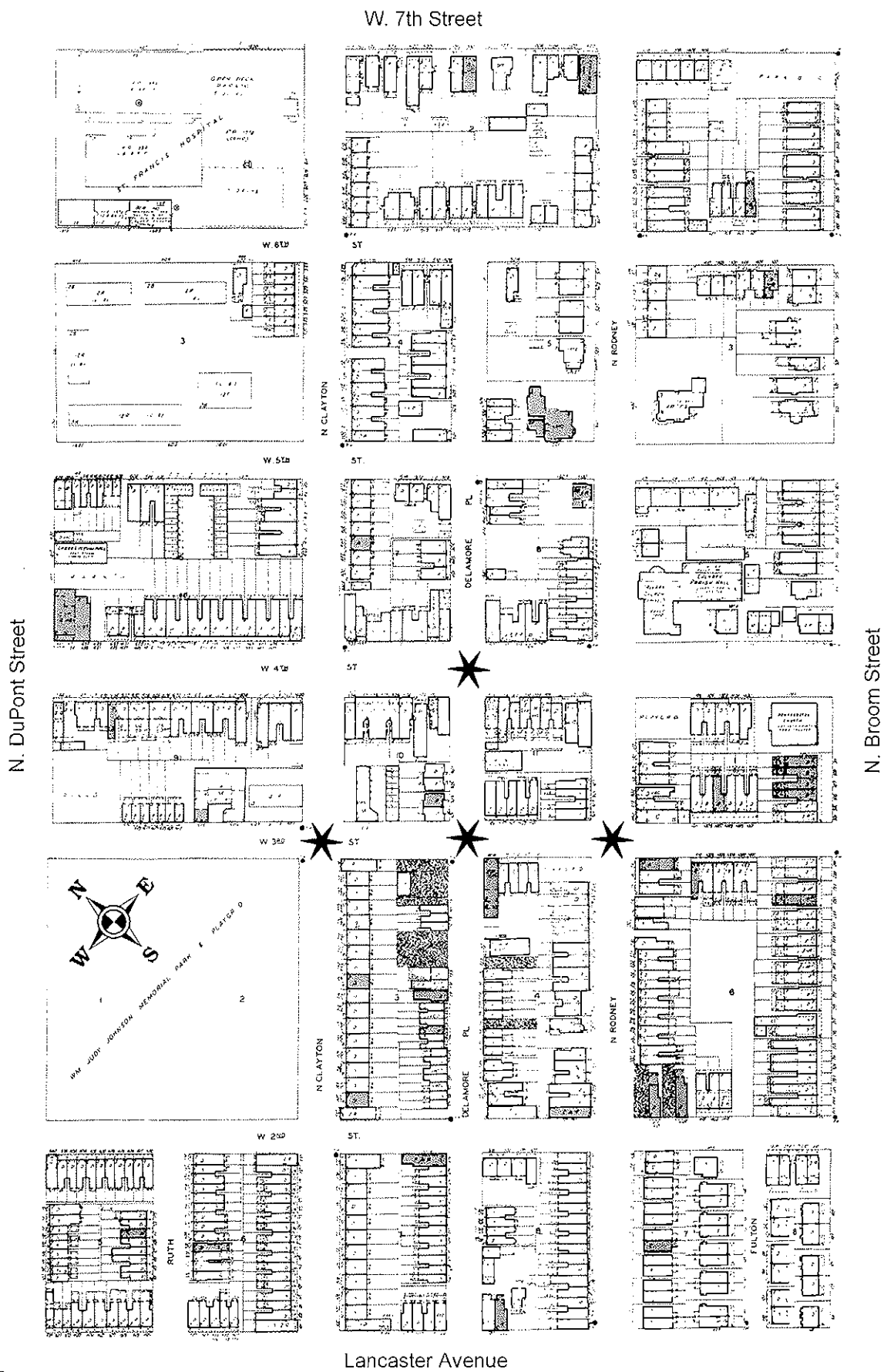


☆ Each star represents one vacant property.

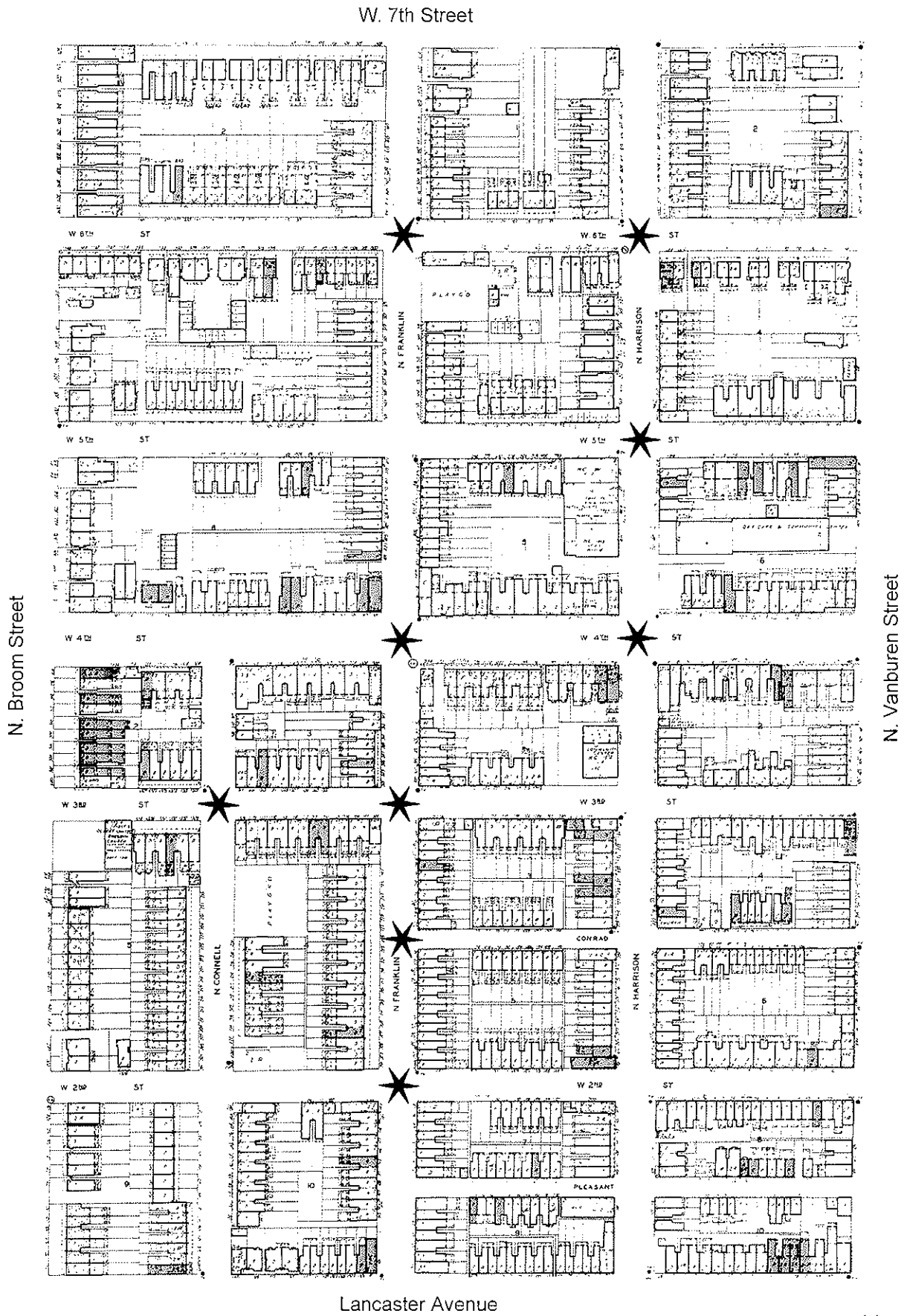
Map 4 - Vacant Properties and Lots in West Center City



Map 5 - Vacant Properties and Lots in the Hilltop Area West of N. Broom Street



Map 6 - Vacant Properties and Lots in the Hilltop Area East of N. Broom Street



Identified Problems/Needs Assessment - Each Councilmanic District in Wilmington has a Neighborhood Planning Council (NPC) comprised largely of residents from the district. NPC's work closely with the city Planning Department to develop neighborhood comprehensive plans which identify problems within their districts and recommend courses of action to address these problems. The following list of problems and concerns were identified by the NPC's which represent Wilmington's Weed & Seed neighborhoods.

Concerns identified by residents of Hilltop:

- ♦ Lack of coordination of city services and programs.
- ♦ Lack of residential parking.
- ♦ Need for improvement of the areas under elevated I-95 at the south end of the neighborhood.
- ♦ Lack of affordable home ownership opportunities.
- ♦ Need for employment and life skills training, particularly for ex-offenders.
- ♦ Lack of code enforcement by the city.
- ♦ Drugs, crime and prostitution.
- ♦ Dark streets at night because of inadequate street lighting and lack of tree trimming.
- ♦ Lack of entertainment activities for young people.
- ♦ Deterioration of W. 4th Street including trash, abandoned cars, and lack of quality stores and restaurants.
- ♦ Potential for decline and need for stabilization of the residential neighborhood around St. Francis Hospital.
- ♦ Adverse neighborhood impacts of auto body repair shops on 3rd Street near DuPont.
- ♦ Adverse impacts of conversions of single-family homes to apartments.
- ♦ Excessive housing density where small densely developed rowhouses make revitalization difficult.
- ♦ Need for a community center or recreation facility in Judy Johnson Park.

Concerns identified by West Center City residents:

- ♦ Deterioration of the area of West Center City in the vicinity of the Hicks Anderson Community Center, including vacant houses and generally unattractive streetscape.
- ♦ Lack of parks and other passive open space.
- ♦ A multiplicity of community groups, with competing interests, which have not developed a shared vision of the future.
- ♦ A lower percentage of homeowners than in other parts of Wilmington.

-
- ♦ A high percentage of assisted housing units, particularly in the vicinity of the Hicks Anderson Community Center.
 - ♦ Relatively weak demand for owner-occupied housing in the neighborhood.
 - ♦ Crime and drug trafficking problems in the central part of the neighborhood which have adverse impacts on the entire West Center City neighborhood.
 - ♦ Poorly maintained rental housing in the neighborhood and a lack of Department of Licenses and Inspections code enforcement.
 - ♦ A high percentage of multi-unit properties and high housing density.
 - ♦ Lack of neighborhood services such as a quality restaurant or convenience stores.
 - ♦ Vacant lots and buildings in the center of the district.
 - ♦ Concentration of residential social service facilities in the district.

Concerns identified by Browntown and Hedgeville residents:

- ♦ Need for a Browntown Community Center.
- ♦ Lack of connection between Browntown/Hedgeville and the riverfront.
- ♦ Decline in Housing values and inability of residents to sell their houses, and the resultant increase in the number of renters.
- ♦ Quality of life crimes and police response.
- ♦ Crime and drug trafficking in the vicinity of Lancaster Avenue.
- ♦ Lack of adequate youth programs.
- ♦ Unattractive streetscapes.
- ♦ Need to stabilize and maintain the neighborhood before it declines.

Source: City of Wilmington Web Site

Based on information provided by the Neighborhood Planning Councils, the City of Wilmington FY 2000 Consolidated Plan, statistical data, and input from community and town meetings, the City of Wilmington FY 2000 Weed & Seed Official Recognition Application identified the 10 most serious unmet needs in the Weed & Seed neighborhoods that are to be addressed in the Weed & Seed strategy.

Top 10 most serious unmet needs of Wilmington's Weed & Seed community:

1. Youth are involved in unproductive activities during late night hours.
2. There is a lack of health care awareness in the Weed & Seed community.
3. A number of crimes are committed by ex-offenders.
4. Increased number of vacant and abandoned properties.
5. Lack of affordable housing.

-
6. Lack of programs that prepare ex-offenders and incarcerated offenders for re-entry into the community.
 7. Lack of trust and respect between police and residents.
 8. A number of community residents do not have a high school diploma.
 9. Lack of awareness on public safety issues.
 10. Lack of youth entrepreneurial opportunities

Two of the most serious unmet needs identified in the application were ex-offender involvement in crime and the lack of programs to help ex-offenders transition back into the community. A research report by Delaware SAC entitled "The Locations of Rehabilitative Services for Inmates Released from the Delaware Department of Correction" looked at the geographic distribution of ex-offenders who were released from jail or prison. An analysis of the data set used for this study shows that of the 1,013 offenders who were released to non-institutional locations in Delaware during the 4th quarter of 1997, 358 lived in Wilmington and 130 lived in the Weed & Seed area. This represents 13 percent of all former inmates in the sample state-wide and 36 percent of the former inmates from Wilmington.

Map 7 - Home Addresses of Inmates Released from the Delaware Department of Correction 4th Qtr 1997



Operation Weed & Seed in Wilmington - 1992 to 2000

Operation Weed & Seed in Wilmington has gone through many operational, strategic, organizational, financial, and staffing changes since it was first implemented in 1992. This section provides an overview of how these changes have affected Weed & Seed's ability to fulfill its mission of helping residents improve the quality of life in their respective neighborhoods and how the community's perception of Operation Weed & Seed has changed over time.

In the late 1980's and early 1990's, illicit drug activity in Wilmington reached a crisis level as open air drug sales, especially those involving crack cocaine, began to escalate in many city neighborhoods. Much of the city's growing drug trade was being fueled by out-of-town drug dealers from New York City and Philadelphia. The city's Hilltop and West Center City neighborhoods were among those hardest hit by the growth in the city's illicit drug trade, which was becoming increasingly violent as turf disputes between out-of-town and local drug dealers became more frequent. In 1990, calls for police service for illicit drug activity increased significantly in the Hilltop and West Center City neighborhoods. In the Hilltop area, drug related calls for service rose from 285 in 1989 to 808 in 1990 (184 percent) and in West Center City drug related calls rose from 277 to 451 (63 percent).

In July 1992, the Wilmington Weed & Seed site was awarded \$1.1 million to implement Operation Weed & Seed in Wilmington's Hilltop and West Center City neighborhoods. The grant was administered by Delaware Criminal Justice Council, the state's criminal justice planning agency. The initial award was used to pay for overtime for nine officers from the Wilmington Police Department's Drug, Organized Crime, and Vice Division, six full-time community policing officers, a state probation/parole officer, a state prosecutor, recreation, tutoring, and other programs at the target area's community centers and safe havens.

In 1992 and 1993, when all the elements were in place and fully funded, reported drug activity in the Weed & Seed area decreased significantly in all but the most persistent areas. Residents interviewed reported that during this period they had become less fearful of the drug dealers, addicts and prostitutes who had inhabited their neighborhood in the past and that finally they had some relief from the disruption that their activities produced. They also reported a much improved relationship with the police.

In 1994, federal funds for Weed & Seed community policing, vice operations, and neighborhood programs were reduced to \$550,000. As a result, the number of community police assigned to the area was reduced from six to four officers and overtime hours for undercover operations were reduced. The diminished police presence in the area was further compounded by an overall reduction in police staffing citywide. The police manpower shortage combined with reductions in Weed & Seed area drug enforcement and community policing led to a significant increase in drug related calls for police service from the Weed & Seed area in 1994.

The Wilmington site received a \$500,000 federal award in 1995 to continue their Weed & Seed effort. Wilmington also received an additional \$200,000 in asset forfeiture funds that were used in part to pay for overtime and investigative equipment. Asset forfeiture funds were

also used to pay for two of three units that the Wilmington Police Department created in 1995 to address the increase in crime. The Reactionary Drug Enforcement Team (RDET) and the Warrant Execution Team (WET) were both paid for with asset forfeiture funds. The third unit was the Strategic Community Action Team (SCAT). These three policing initiatives resulted in an increase in drug arrests even though the police department staffing remained 48 officers below their authorized level of 289. In 1995, Wilmington's Weed & Seed target area was extended to include the adjacent Browntown and Hedgeville neighborhoods because of concerns that illicit drug activity from Hilltop and West Center City was being displaced there.

In 1996, a record 108 shooting incidents resulting in injury or death occurred in Wilmington, a 130 percent increase over the 47 shootings recorded in 1995. About one out of three shootings that year occurred in the Weed & Seed area. The city's 1996 federal Weed & Seed grant of \$275,000 was used mostly for vice operations and community policing, with a lesser percentage used for community programs. The Wilmington Police Department also received a \$75,000 supplementary grant from EWOS to purchase firearm identification equipment.

A number of initiatives were undertaken in 1996 and 1997 to quell the increase in shootings in the city, resulting in an increase in arrests and eventually to a decrease in shooting incidents in 1998.

- ♦ In the summer of 1996 the Delaware State Police provided 12 officers, a K-9 unit and a police helicopter to assist the Wilmington police in drug investigations.
- ♦ The federal government provided support in the form of a \$600,000 Local Law Enforcement Block Grant that was used to equip 15 police cars with laptop computers, fund the department's SCAT unit, and to pay for four community/police liaisons (The News Journal, October 15, 1996).
- ♦ A Violent Crimes Suppression Task Force was created within the police department during the summer of 1996 to address the increase in shootings.
- ♦ City police were redeployed to increase visibility in city hot spots and more overtime was provided for undercover vice operations.

The number of shootings in Wilmington continued into 1997 at nearly the same pace as the previous year. During the summer of 1997, the city once again sought assistance from the New Castle County Police Department and the Delaware State Police, who provided the city with additional patrol officers, a helicopter, and a K-9 unit to assist in drug investigations.

A study published by the Delaware Statistical Analysis Center and the Delaware criminal Justice Council entitled "Wilmington Shootings 1996—A Comparative Study of Victims and Offenders in Wilmington, Delaware" found that 91 percent of shooting suspects and 56 percent of shooting victims had at least one arrest for a violent felony on their record, 65 percent of the suspects and 31 percent of the victims had at least one weapons charge, and 49 percent of the suspects and 44 percent of the victims had at least one felony drug charge.

In May 1997, Delaware's Governor Tom Carper created the "Governor's Task Force on Violent Crime" to improve coordination between the Wilmington Police Department, the Department of Correction, and the Division of Youth Rehabilitative Services. The end result was

“Operation Safe Streets”, an initiative that targets adult and juvenile probationers with violent, weapon or drug offenses in their criminal histories to ensure that they remain in compliance with curfews and other conditions of their probation. Wilmington police officers are teamed with state adult and juvenile probation and parole officers to conduct unannounced visits to the homes of targeted probationers after curfew and to visit hot spots looking for violators.

Another city initiative, Operation Quiet Storm, is a federal/local partnership implemented in October 1997 to address Wilmington’s growing street gang problem in five areas of the city where shootings were most prevalent, including Hilltop and West Center City. Weed & Seed funds were used to purchase computer equipment that enabled the Wilmington police to more effectively track crimes involving drugs and street gangs.

In 1998 and 1999, the Wilmington Police Department continued to develop new strategies to address the city’s increasing crime rate. The impact of Operation Safe Streets, Operation Quiet Storm and other initiatives implemented during the city’s shooting crisis were becoming apparent as shooting incidents citywide fell by 32 percent, from 107 in 1997 to 73 in 1998. In the Weed & Seed area, shootings fell by 45 percent from 38 to 21.

Despite the progress made at reducing shootings in Wilmington, the drug trade in the Weed & Seed area continued to flourish, especially in the Hilltop neighborhood. Drug related calls for service from the Weed & Seed area reached a new high in 1998. The police received 2,110 drug related calls for service from the Weed & Seed area in 1998, an increase of 20 percent over the previous year. The Hilltop area was responsible for most of this increase. Drug related calls from Hedgeville also increased slightly in 1998.

In April 1998, the Wilmington Police Department began to adopt an agency-wide community policing strategy that sought to decentralize the deployment and command structure of the police department by creating three precincts or “commands”, with each command divided into two police service areas (PSA’s). A police captain would oversee each of the three commands and each PSA would include a patrol lieutenant who would be directly accountable to residents of the area. The plan also called for a police substation to be located within each PSA. Although the police department encountered some problems implementing the neighborhood substation component of the strategy, they eventually opened a Hilltop substation at 401 N. Vanburen Street and a West Center City substation at 701 W. 6th Street.

In July 1998, 41 new officers were added to the ranks of the Wilmington Police Department. The addition of these new recruits brought the number of sworn officers in the department to 287, just two below the authorized strength of 289. With the increase in manpower, the police also began adopt a zero-tolerance policy on quality of life and nuisance crimes during the summer of 1998.

Two significant drug busts were made in the Weed & Seed area during this period. In both cases, the dwellings that were targeted by the investigations and eventual raids were in the Browntown/Hedgeville area. A raid held on December 31, 1998 culminated a month long investigation by the New Castle County Police Department drug unit. According to the police, the two individuals arrested were part of a Jamaican drug ring who supplied at least seven drug dealers who worked in Browntown, Claymont, and several communities located just outside of Wilmington along New Castle Avenue (Route 9). The pair, both undocumented

Jamaican immigrants, were arrested as they returned from New York City with a cache freshly cooked crack cocaine hidden in the air filter of their car. The police seized more than a pound of crack and \$800 in cash (The News Journal, January 1, 1999). A second raid held on February 17, 1999 resulted in the arrests of three members of a Dominican drug ring. Over 2.2 pounds of crack cocaine with a street value of \$125,000, two loaded handguns, and \$325 in cash were seized in this raid. According to police, the eight-month investigation which eventually led to the arrests was initiated because of the numerous complaints that the police received from residents of Browntown (The News Journal, February 18, 1999).

The police department began to focus on nuisance crimes again during the summer of 1999 using a \$148,000 grant from the state to pay overtime for up to 15 extra officers who targeted street drug sales and complaints about loitering, speeding and excessive noise. Six officers were also assigned to the Weapons Reduction, Interdiction and Seizure Team (WRIST) to concentrate on areas in the city where there were a high number of drug complaints, including 3rd & Franklin and 3rd & Broom Streets (The News Journal, June 26, 1999).

Drug related calls for service from the Weed & Seed area were down significantly in 1999. Residents and the police offered different explanations as to why the number of calls decreased. The police believed that the decrease was related to their increased their enforcement of nuisance crimes like loitering, loud noise, and fighting. Some community members believed the decrease in drug related calls occurred because residents stopped reporting drug activity because police response was so slow. Another community member thought that the decrease may be due to the fact that more residents were relaying drug complaints directly to the PSA lieutenants at the police substations rather than calling central dispatch.

The explanations given by the police and residents may all have some merit to a degree. Residents of the area reported that drug activity in 1999 had remained at about the same level as in 1998 but police department's 911 data show that drug related calls for service from the area were down. Official Uniform Crime Reporting (UCR) statistics for Wilmington show a slight increase in drug complaints in 1999 (Delaware Statistical Analysis Center, September 2000).

An analysis of Weed & Seed area "hot spots" presented in the following section indicates that conditions in the area may not have improved as much as the decrease in drug related calls would lead you to think, at least not for residents who live near the area's most active drug corners. The analysis shows little change in the number of drug related calls for service concerning several active drug corners in 1999 even though the number of drug related calls from the Weed & Seed area decreased overall. Residents who live near a particularly active drug corner may not necessarily have noticed a significant decrease in drug activity in 1999 even though the police may have made some progress in the area overall.

Other initiatives undertaken by the police and other law enforcement agencies to address the increase in crime may have contributed to the decrease in drug related calls to some degree. Operation Safe Streets is one example. Operation Safe Streets may have had an impact on drug related calls because targeted probationers are deterred from being on the streets after curfew. Many of those targeted by Operation Safe Streets were drug offenders. Realizing that missing a curfew check will result in their arrest and their probation will be revoked, some may have become more diligent about being at home after 10 p.m. This would have an impact on drug

related calls because if probationers are home at curfew they can't loiter and conduct drug sales on the streets late at night, and fewer residents call in complaints as a result. In addition, a substantial number of probationers who failed to comply with the conditions of their supervision were arrested, which could also result in a reduction in drug related calls.

Other factors which may have contributed to the decrease in drug related calls include:

- ♦ The heightened police presence on city streets because of the increase in the number of patrol officers.
- ♦ The police department's emphasis on addressing nuisance complaints during the summer of 1998 and 1999.
- ♦ The arrests of major players in the area's drug trade at the beginning of 1999 caused a temporary shortage in the area's drug supply.
- ♦ The police substations enabled the police to respond to complaints faster thereby reducing the number of multiple calls made to the police about the same incident.

An issue identified in previous evaluations of Operation Weed & Seed in Wilmington was that collaboration and coordination with agencies outside of law enforcement was minimal. Inter-agency cooperation in the law enforcement area, however, was very good. Federal law enforcement agencies in Delaware have historically maintained good working relationships with state and local departments and Operation Weed & Seed strengthened these already existing partnerships. Examples of collaborative law enforcement efforts include the assistance provided to Wilmington by the New Castle County Police Department and the Delaware State Police during the city's shooting crisis in 1996 and 1997 and the Operation Safe Streets initiative, which teamed Wilmington police officers with State of Delaware probation and parole officers.

Interagency coordination and collaboration seen in "weeding" part of Weed & Seed was not as apparent in the "seeding" area. According to the Weed & Seed Implementation Manual, a key objective of Weed & Seed is "to coordinate and integrate existing and new Federal, State, local, and private sector initiatives, criminal justice efforts, and human services, and to concentrate those resources in the targeted neighborhoods" (U.S. Department of Justice, 1992). In Wilmington, human service agency involvement was mostly limited to agencies that receive Weed & Seed funds for programming, and many of these agencies stopped participating when their funds were cut. A related issue was the persistent lack of involvement by agencies which typically take the lead in neighborhood revitalization efforts, such as the City of Wilmington Real Estate and Housing, Planning, License and Inspections, and Economic Development departments, local Community Development Corporations and housing agencies. As a result, little had been accomplished in the economic development and neighborhood restoration areas.

To address the issues identified in the Delaware SAC evaluation, the Executive Office of Weed & Seed provided the Wilmington site with funds to create a Weed & Seed Special Assistant position in the mayor's office. This individual was hired to provide staff support to the Weed & Seed Executive Steering, Law Enforcement Committee, and their subcommittees, coordinate city services to insure that the public service needs of the community are adequately met, and serve as a liaison between Operation Weed & Seed and the Mayor's office.

On October 22, 1999, the Weed & Seed Special Assistant launched a crime reduction and neighborhood revitalization initiative modeled after Philadelphia's Operation Sunrise and New York City's Northern Manhattan Initiative. "Operation Splash" was an effort to eliminate drug sales and improve city services in a six-block area of Hilltop bounded by W. 4th Street, N. Franklin Street, Lancaster Avenue, and N. Broom Street.

As proposed in the 2000 City of Wilmington Weed & Seed Application, Operation Splash was to utilize a three phase approach to target crime in the Weed & Seed Area.

- ♦ **Phase I - Effective Law Enforcement**

Law enforcement identifies, targets and dismantles illegal drug organizations at a specific location. Investigations will continue to use "buy and bust" tactics. The appropriate legal sanctions will be instituted when necessary which may include sending property owners notice for drug nuisances after the execution of search warrants; closing properties with a history of drug trafficking; referring for sheriff sale those "problem properties" which qualify; and prosecuting housing, building, health and sanitation violations.

- ♦ **Phase II - Organizing the Community**

This involves organizing the neighborhood by forming block associations, tenant associations, and creating youth councils. Continued support of community policing through block watches or community patrol programs would be implemented during this step. The community would also become involved with prevention, intervention and treatment strategies such as: job placement/training, substance abuse treatment, substance abuse aftercare treatment, nutrition counseling, mental health counseling, educational programs, health care awareness, recreational activities, after school programs, higher education programs, programming/projects for ex-offenders, career exploration and development, tenant/landlord training, credit repair classes, home and business ownership courses.

- ♦ **Phase III - Maintenance (Cleanup)**

The goal of this phase is to prevent regression of the block to its previous condition and to raise the expectations of block residents so that they will not tolerate the conditions that previously existed. This phase would employ the services of City and State agencies in the process of cleaning streets, filling potholes, repairing street lights, replacing street signs, towing abandoned vehicles, the removal of graffiti. Also during this phase the Department of License and Inspections would orchestrate a code enforcement party to reinforce the initial efforts of Phase I. The police department would implement uniformed police presence for an undisclosed length of time manning checkpoint barriers, the mobile police mini-station and bike patrol.

Operation Splash started on October 22, 1999 and lasted for approximately two months. The effort received considerable media coverage on the first day as a convoy of garbage trucks and police cars converged on the area. Trash and junk was removed, abandoned cars were towed, and street cleaners swept the sidewalks and streets. Police barricades were set up to restrict

vehicles entering the six-block area and officers patrolled the area 24-hours a day to discourage open-air drug sales.

Despite its good intentions, nearly everyone interviewed was critical of Operation Splash (Anova Associates, 2000). One source of contention was that the police barricades were an inconvenience for people who lived just outside of the six-block Splash area. There were also complaints that Operation Splash didn't eliminate drug sales but instead displaced drug dealers from the Splash area to nearby corners. Some said that Operation Splash didn't last long enough to have any kind of long-term impact on the area's drug trade.

Operation Splash's most serious shortcoming was that it not fully implemented. Community outreach was supposed to be a key component of Operation Splash. Outreach workers were to conduct a door-to-door needs assessment survey of each households in the Splash area to determine which households were in need of assistance of some form. The intent was that the police barricades and the neighborhood survey would take place concurrently. As it turned out, the survey didn't begin until the following year, long after the police barricades ended. Operation Splash was therefore viewed by many in the community as being mainly another law enforcement initiative that focused on a very small part of the Weed & Seed area.

Two new Weed & Seed subcommittees were formed in 1998—the Prevention, Intervention and Treatment Subcommittee and Neighborhood Restoration/Economic Development Subcommittee. Both subcommittees support the Wilmington site's efforts to increase its emphasis on the "seeding" aspects of Weed & Seed. The formation of these new subcommittees represents a major structural change for the Wilmington Weed & Seed site since in the past most of the planning in the Prevention, Intervention, and Treatment area was done by the Executive Steering Committee. The City of Wilmington's FY 2000 Weed & Seed Official Recognition Application defines the roles of the two new subcommittees:

- ♦ The **Prevention, Intervention and Treatment Subcommittee** will design and implement short and long-term strategies to reduce the level of violence and crime in the community; the level of health risk factors and the abuse of alcohol, tobacco and other drugs; and to increase/insure preparation of ex-offenders for reentry into the community, job creation and educational opportunities for community members, service delivery for community residents, youth and family development efforts (to include mental health, recreation and prevention through the arts) and adequate health coverage/care for community residents.
- ♦ The **Neighborhood Restoration/Economic Development Subcommittee** will utilize the principles of community economic development to focus on the rehabilitation of homes, youth entrepreneurial activities, small business initiatives, home ownership, financial education, community leadership development and opportunities that create/enhance community and individual wealth.

The Prevention, Intervention and Treatment Strategic Plan presented in the FY 2000 Weed & Seed Official Recognition Application identifies seven problems and/or unmet needs in to be addressed in the plan:

1. Youth are involved in unproductive activities during the late night hours.

-
2. Not enough community residents are officially recognized in the planning and implementation of Weed & Seed sponsored PIT activities.
 3. The present PIT strategy lacks a comprehensive plan of action that addresses community identified service gaps in the Weed & Seed area.
 4. Youth program development and policies affecting youth are often enacted without youth input. Youth lack quality opportunities for leadership and positive character development.
 5. Several families within the Weed & Seed communities lack affordable health insurance. Comprehensive health care service providers are under utilized by families in the Weed & Seed area.
 6. There is a lack of health care awareness in the Weed & Seed communities.
 7. Ex-offenders in the Weed & seed communities as well as those presently incarcerated are often unprepared to re-enter the community upon release from prison.

The Prevention, Intervention and Treatment strategic plan calls for increasing the number of structured activities for youths; soliciting community involvement in the PIT committee; forming an outreach team to conduct a needs assessment of households in the area; encouraging youth involvement in the planning of PIT activities; advocating for affordable health care options in the Weed & Seed area; coordinating a series of health fairs to include health screenings; increasing health care awareness and education through the dissemination of printed materials, with an emphasis on HIV/AIDS/STD prevention; developing and coordinating an intensive street-level outreach strategy to include follow up and case management; advocating for legislation requiring that incarcerated offenders participate in workforce development and career readiness training prior to their release; and advocating for comprehensive post-release services to help ex-offenders transition back into the community.

Progress: The Prevention, Intervention and Treatment Subcommittee, with assistance from the Delaware Statistical Analysis Center, developed a survey instrument that will be used by outreach workers in a door-to-door needs assessment of households in the six-block Operation Splash area. The PIT Subcommittee was also successful at securing funds to pay for outreach workers from the Delaware Criminal Justice Council.

Wilmington's Weed & Seed site sponsored the first annual Emerging Young Leaders Conference on October 20-21, 2000. This conference hosted a series of workshops for youths on a wide range of topics such as career planning, scholarships and financial aid, conflict resolution, community economic development, higher education, and entrepreneurship.

The Neighborhood Restoration/Community Economic Development strategic plan presented in the FY 2000 Weed & Seed Official Recognition Application identifies six problems and/or unmet needs to be addressed in the plan:

1. High rate of damaged, vacant, and abandoned homes in the Weed & Seed communities.
2. Low rate of home ownership in the Weed & Seed communities.

-
3. High rate of poverty and a lack of economic revitalization in the Weed & Seed communities.
 4. Lack of leadership training and community-based development in the Weed & Seed communities.
 5. Weed & Seed communities are unclean and dismal in appearance.
 6. The City of Wilmington Weed & Seed initiative has no signs of self-sustainability.

Tasks to be carried out over the next year include developing a comprehensive neighborhood revitalization plan; creating a community revolving loan fund for residents and small businesses; creating and disseminating a directory listing the various programs available for current and potential homeowners; developing and implementing a financial literacy program for residents; recruiting residents for the Small Business Development Training Program; developing a community food co-op program; and sponsoring a series of community clean-up projects.

Progress: To date the Wilmington site has proposed two economic development/neighborhood restoration projects. In March 2000, the Wilmington site successfully secured \$100,000 in capital development funds from the 7th District Neighborhood Planning Council. This amount is to be supplemented by funds from local banks. The Wilmington site plans to use this money to create a revolving loan fund to assist homebuyers who want to purchase a home in the 7th Councilmanic District.

The second project, the "Housing Production System", was proposed last year but little progress has been made towards implementing it. In this proposal, local residents (including some ex-offenders) would be hired to assist contractors in rehabilitating vacant housing in the area. This project was dependent on whether Wilmington's Weed & Seed Executive Committee or a newly created entity representing Weed & Seed was able to gain 501(c)(3) status.

Two training workshops were held in 2000. On March 10-11, Chase Manhattan Bank and Travelers Bank of Delaware sponsored a Weed & Seed Community Economic Development Organizational Training Symposium. The purpose of this workshop was to provide training on forming community development corporations. On April 11, the U.S. Attorney's Office sponsored a small business workshop to link potential entrepreneurs with agencies who could assist them in starting a small business. Present at the workshop were representatives from the Wilmington Economic Development Corporation (WEDCO), the Small Business Administration (SBA), and the Service Corps of Retired Executives (SCORE).

In-Depth Interview Series - Seventh Year

In October 2000, Stephen Wilhite of Anova Associates conducted third party interviews with individuals who are either currently or were at some point actively involved with Operation Weed and Seed. This year's interviews were the seventh in a series of interviews held with Wilmington Police Department officials, key program participants, community leaders, and residents as part of the Delaware SAC evaluation of Operation Weed & Seed in Wilmington. This year's interviews consisted of a series of open-ended questions on the following topics:

- Positive and negative changes in the overall program
- City of Wilmington involvement in Weed & Seed
- The four elements of Operation Weed & Seed—Law Enforcement, Community Policing, Prevention, Intervention, Treatment, and Neighborhood Restoration.
- Immediate and long-term solutions to problems
- Prospects for the future of Operation Weed & Seed in Wilmington

According to the report, "overall, a picture of the Wilmington Weed & Seed initiative taken today would reveal a community initiative fragmented by issues of interagency and interpersonal cooperation, bureaucratic territoriality, participant frustration and fatigue, lack of communication, divergent views of appropriate implementation, personal recrimination, and resulting program stagnation, both real and perceived."

One issue that was raised in the report was the fact that there was no consensus as to what extent Weed & Seed should be governed by the community. Some of the community members interviewed said that one problem with Wilmington's Weed & Seed initiative was that it "top heavy" and was structured too heavily in favor of bureaucrats. One community member said that the "powers that be" do not really want the community to become overly involved with Weed & Seed. A few others interviewed also shared the perception that community input wasn't really welcomed.

Since being hired, the Mayoral Special Assistant has encouraged resident attendance at Weed & Seed Steering Committee meetings, and community member participation has increased as a result. Prior to the reduction in federal funds, Wilmington's Weed & Seed initiative functioned primarily as a funding source for programs that supported the Weed & Seed strategy. The reduction in federal funds compelled the Wilmington site to focus more on providing services to residents of the area using resources that already exist and more emphasis was placed on finding ways to make Weed & Seed self-sustaining. Differing opinions on how to implement these changes and the resulting struggles caused polarization between the program administrators and others who had been involved with Weed & Seed since its inception, and community participants who want Weed & Seed to become more independent and community-driven.

Another point of contention concerns the role and responsibilities of the Mayoral Special Assistant position. Most of those interviewed agreed that the position was needed to facilitate the economic development and neighborhood restoration component of Operation Weed & Seed and to help develop alternative funding sources. When the position was created it was never

made clear how this person was to go about accomplishing these objectives. The interpretation of the position's roles and responsibilities, priorities, and tactics was essentially left up to the individual hired for the position. Some of those interviewed were critical of how the position was implemented and felt that little had been accomplished in the economic development or neighborhood restoration areas even though the position had been in place for over two years.

When asked about the present state of Operation Weed & Seed, several of those interviewed commented that they felt that it had become stagnant over the past several months.

"At a standstill. Too much bureaucracy. No one wants to give up territory. There is a general feeling that the program is going backward."

"In my opinion it is just barely moving along. It could be that we (police) just haven't been invited to the table to participate in what is going on now. From my perspective there is no point in attending meetings where all they do is rehash the same thing over and over with still no direction and no plan."

"I see it as struggling. Politics at the city level. We will probably have to wait for the changing of the guard (mayor elect)."

"Could work better if there were more grassroots people involved. Need more people in there who are willing to give their opinion without giving it based on just wanting to get the money."

"We are now in a self-destruct mode and I would very much like to see it come out of that. Right now, it is in a sad state."

When asked to rate the law enforcement and community policing components of Operation Weed & Seed, community members generally gave a lower score than those who were further removed from the community. Everyone interviewed agreed that the law enforcement and community policing components were much more effective in 1992 and 1993 when Weed & Seed was first implemented. The Prevention, Intervention and Treatment component received low to moderate scores. Most agreed that the youth-oriented prevention programs were good but there was room for improvement. Some emphasized that not nearly enough effort was being placed on substance abuse treatment given the magnitude of the area's drug problem. The economic development and neighborhood restoration components received the lowest scores overall. Some noted that with the exception of some training nothing substantial had been accomplished to date. Several of those interviewed attributed the lack of progress to the fact that they had just started to focus on economic development and neighborhood restoration efforts.

Each person interviewed was asked what they thought should be done both immediately and long-term to help Weed & Seed realize its goals and objectives in the neighborhoods. The following comments were made regarding the immediate needs and solutions.

"Better definition of tasks. Publicize Weed & Seed in the community."

"The mayor's office must have more hands on participation...meaning not only coming to meetings, but ensuring that the agency directors are following up."

“Restructure some of the subcommittees, especially those dealing with sub-granting decisions. Committees should have a proactive agenda and find programs which are specific to the strategy, not just programs which might meet their needs.”

“Reorient Weed & Seed from top down to bottom up. I think there is not enough community involvement, participation, or ownership within the Weed & Seed initiative. Top down people want to take credit for doing everything. I want the community to get the credit, to take the ownership and the responsibility.”

“Go back to 1992 and start all over again with proper funding, proper officers, and proper attitudes.”

“Restore community trust. They feel that they have been let down.”

“Have more grassroots people on the committee. Need to have kids on the committee.”

“Develop clearly defined leadership roles that are task driven, not personality driven. Include currently not included agencies like public health. Develop a realistic action plan that can be implemented. Key players should have a retreat to develop a mission and the vision.”

“Reduce the target area size. Looking at it from 8 years of experience, I think we are trying to stretch our resources into an area of the city that is way to big for the resources available. A smaller area might be more manageable.”

Comments regarding long-term solutions include:

“Develop information and data to be used for ongoing evaluations from all sectors (housing, public health, etc.)”

“Need to expand Weed & Seed so that they actually come to community (neighborhood) meetings so they actually know what is going on...nobody in the community knows about Weed & Seed.”

“Clarify roles and responsibilities. Develop a detailed strategic plan for the successful marketing of Weed & Seed.”

“Work on major player cooperation. This is a must...it is very important.”

“Create a 5 year plan.”

Illicit Drugs and Crime in the Weed & Seed Area

Illicit drug activity in the Wilmington's Weed & Seed area is mostly confined to the Hilltop and West Center City neighborhoods with some spillover into the northern part of Hedgeville near Lancaster Avenue. Many of the area's most active drug corners are located either on W. 4th street or are in close proximity to it. W. 4th Street is a major east-west thoroughfare that bisects the Weed & Seed and provides direct access into the Weed & Seed neighborhoods from I-95. The ease of entry and exit via I-95 and W. 4th Street allows drug buyers who live outside the city to easily come into the neighborhood, purchase their drugs, and get out quickly.

The two most frequently reported drug areas both lie in Hilltop neighborhood. The most active area is bounded by W. 4th Street, N. Harrison Street, W. 2nd Street, and N. Connell Street. The second area is located a few blocks west and is bounded by N. Rodney Street, W. 2nd Street, N. Clayton Street, and W. 4th Street. The most reported drug area in West Center City is the bounded by W. 6th Street, N. Jefferson Street, W. 7th Street, and Washington Street. The most commonly sold drug in the Weed & Seed area is crack cocaine, followed by marijuana and heroin.

According to the police, much of the area's drug trade is fueled by African-American, Dominican and Jamaican drug gangs from out of state. An analysis of the home addresses of persons arrested in the Weed & Seed area on drug charges from 1/1/93 to 12/31/97 found that 73 of those arrested during that period were from New York City and 42 were from Philadelphia. Nearly all of the New York City and Philadelphia residents who were arrested in the Weed & Seed area during this period on drug related charges were arrested for drug sales or delivery. Over half were charged with drug trafficking and 40 percent were charged with delivery or possession with intent to deliver drugs. Slightly over half of those arrested for drugs in the Weed & Seed area during this period were residents of the area, 19 percent were from other neighborhoods in Wilmington and 17 percent were from suburban New Castle County (Delaware Statistical Analysis Center, September 1999).

Table 1 displays drug related calls for police service and drug arrests for the three Weed & Seed neighborhoods. As noted in the previous section, police efforts to reduce illicit drug activity in the Weed & Seed area have had mixed results. After experiencing an initial period of success in 1992 and 1993, illicit drug activity resurfaced in 1994. In 1995, reported drug activity in the area leveled off as police focused on clearing area hot spots. Drug related calls for service from the Weed & Seed area fell again in 1996. In 1997, illicit drug activity in the Weed & Seed area remained at approximately the same level as in 1996, with no significant increase or decrease in drug related calls for service or arrests for the area overall and a slight increase in reported activity in the Browntown/Hedgeville area.

In 1998, drug related calls for service from the Weed & Seed increased by 20 percent, from 1,761 calls in 1997 to 2,110. This exceeded the previous high of 2,040 drug related calls made in 1994. The Hilltop area was responsible for most of this increase. Drug related calls from West Center City actually fell by 11 percent in 1998 while those from Browntown and Hedgeville increased slightly. In 1999, drug related calls for service from the Weed & Seed area dropped by 23 percent to 1,635. Reported drug activity decreased in all three neighborhoods but the decrease was most pronounced in the Hilltop area, where drug related calls fell

by 27 percent from 1,408 in 1997 to 1,030 in 1999. The only area that reported an increase in drug activity was in Census Tract 16 in West Center City. Drug related calls from this area increased by 19 percent in 1999.

3,740 persons were arrested on drug related charges in Wilmington's Weed & Seed neighborhoods between July 1, 1992 (Operation Weed & Seed's start date) to December 31, 1999. Drug arrests in the Weed & Seed area peaked in 1993 when 589 drug offenders were arrested. 464 drug offenders were arrested in the area in 1999. Over half all city drug arrests in 1999 were made in the Weed & Seed area (53 percent). Most of the arrests were made in Census Tracts 22 and 23, the area bounded by W. 6th Street, N. Adams Street, Lancaster Avenue, and N. Union Street. These two census tracts combined accounted for 56 percent of all Weed & Seed area arrests in 1999.

Sixty-two of the 464 drug arrests made in the Weed & Seed area in 1999 were for trafficking (13 percent). Forty percent of all drug trafficking arrests made in citywide in 1999 were made in the Weed & Seed area. More than half of all juveniles (under 18 years old) arrested in Wilmington on drug charges in 1999 were arrested in the Weed & Seed area (52 percent). Juveniles accounted for 13 percent of all Weed & Seed drug arrests made in 1999. In 1997 juveniles accounted for 21 percent of drug arrests made in the Weed & Seed area (Delaware Statistical Analysis Center, September 1999).

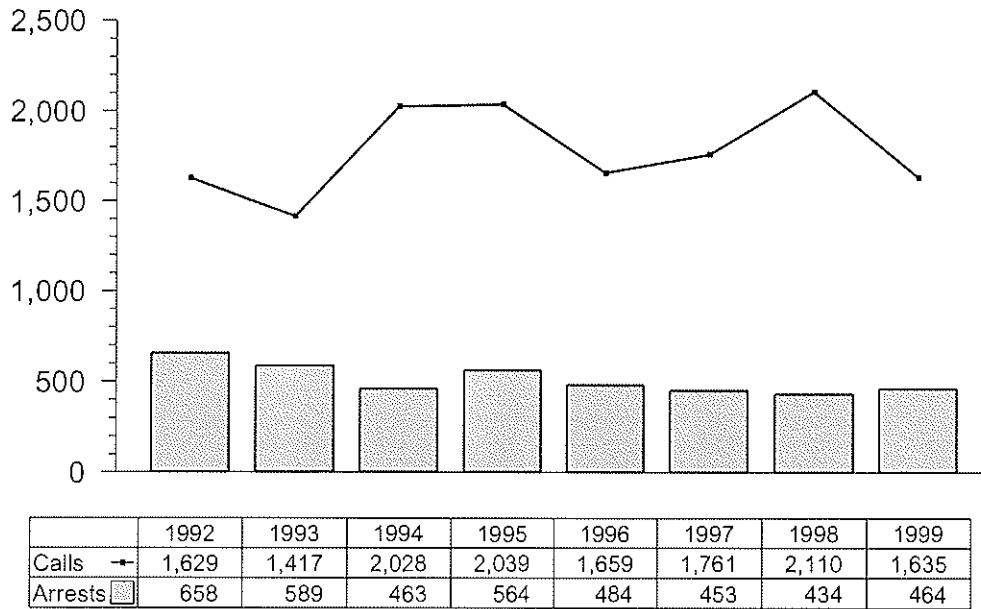
The official Uniform Crime Reporting (UCR) statistics for Wilmington show a 4 percent increase in drug complaints in 1999 while Wilmington Police Department 911 statistics show a 23 percent decrease in drug related calls for police service (Statistical Analysis Center, September 2000). An comparative analysis of UCR complaints versus 911 calls for service in 1999 for Assault, Burglary, and Robbery related offenses shows a similar percentage change in the number of UCR complaints and 911 calls for service for these offenses. In 1998, drug related UCR complaints and 911 calls for police service also changed to a similar degree. However, in 1999 the pattern of drug related UCR complaints versus 911 calls differed substantially, with UCR drug complaints showing an increase as drug related 911 calls decreased.

UCR drug complaints and drug related calls for police service differ in that a UCR complaint is always confirmed by an official police report while drug related 911 calls for police service are usually generated by citizens when they witness drug activity and do not necessarily result in a police report documenting the complaint. Also, 911 calls are more apt to reflect the perceptions of the person making the complaint whereas UCR complaints are not influenced as much by the perceptions of residents since a UCR drug complaint can be generated by police initiated drug enforcement activity that occurred in absence of a citizen complaint. Therefore, a possible explanation for the discrepancy between drug related UCR complaints and 911 calls for service in 1999 was that the increase in UCR complaints was related to an increase in proactive police initiated drug enforcement activities. The increase in drug related arrests in 1999 despite the fact that 911 drug related calls were down supports this observation. The decrease in drug related 911 calls is probably related to the increase in police enforcement activity combined with the effects of the police crackdown on nuisance crimes during the summer of 1999.

Table 1 - Weed & Seed Area Drug Related Calls and Arrests

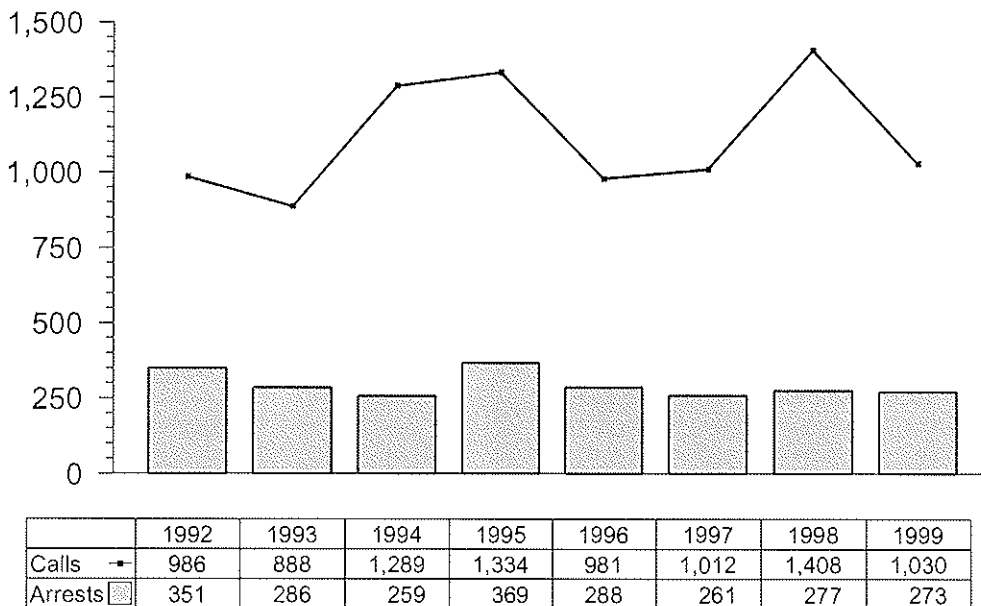
Reporting Area	1994		1995		1996		1997		1998		1999	
	Calls	Arrests	Calls	Arrests	Calls	Arrests	Calls	Arrests	Calls	Arrests	Calls	Arrests
140100	2	2	2	1	1	1	6	1	3	4	5	1
140200	2	4	12	9	8	4	3	6	8	3	9	3
Census Tract 14 Total	4	6	14	10	9	5	9	7	11	7	14	4
150100	0	2	3	4	3	1	3	1	6	7	4	3
150200	52	12	90	12	67	26	56	2	77	14	75	6
Census Tract 15 Total	52	14	93	16	70	27	59	3	83	21	79	9
220100	344	75	472	106	303	66	374	65	464	70	321	71
220200	428	83	294	102	242	48	274	59	366	90	344	98
Census Tract 22 Total	772	158	766	208	545	114	648	124	830	160	665	169
230100	228	33	212	51	169	59	163	67	205	31	123	48
230200	233	48	249	84	188	83	133	60	279	46	149	43
Census Tract 23 Total	461	81	461	135	357	142	296	127	484	77	272	91
Hilltop Total	1,289	259	1,334	369	981	288	1,012	261	1,408	265	1,030	273
160100	183	41	103	18	78	19	77	27	44	12	47	10
160200	332	74	257	24	241	23	322	47	188	37	229	61
Census Tract 16 Total	515	115	360	42	319	42	399	74	232	49	276	71
210100	70	11	71	18	64	16	79	23	57	16	40	14
210200	39	36	163	77	85	35	132	52	251	61	169	57
Census Tract 21 Total	109	47	234	95	149	51	211	75	308	77	209	71
West Center City Total	624	162	594	137	488	93	610	149	540	126	485	142
250100	1	1	1	6	3	5	2	1	2	2	1	2
250200	1	2	4	5	9	11	8	2	5	4	1	5
250300	4	0	2	0	3	5	0	0	3	1	3	0
250400	1	0	4	1	2	4	1	1	3	1	1	0
Census Tract 25 Total	7	3	11	12	17	25	11	4	13	8	6	7
260100	82	24	61	10	143	43	71	18	92	12	67	27
260200	2	4	5	4	7	4	7	1	12	3	15	5
Census Tract 26 Total	84	28	66	14	150	47	78	19	104	15	82	32
270100	18	3	25	7	30	9	44	5	44	5	31	7
270200	6	8	10	25	13	22	6	15	1	3	1	3
Census Tract 27 Total	24	11	35	32	43	31	50	20	45	8	32	10
Browntown/Hedgeville Total	115	42	112	58	210	103	139	43	162	31	120	49
Weed & Seed Area Total	2,028	463	2,040	564	1,659	484	1,761	453	2,110	422	1,635	464

Chart 1
Weed & Seed Area
Drug Related Calls and Arrests



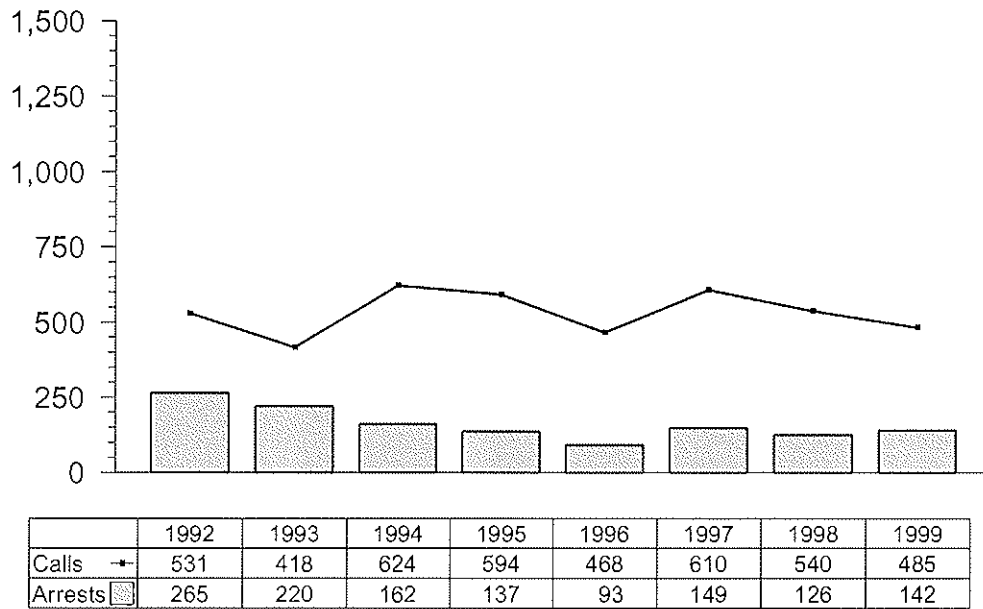
Source: Delaware SAC

Chart 2
Hilltop
Drug Related Calls and Arrests



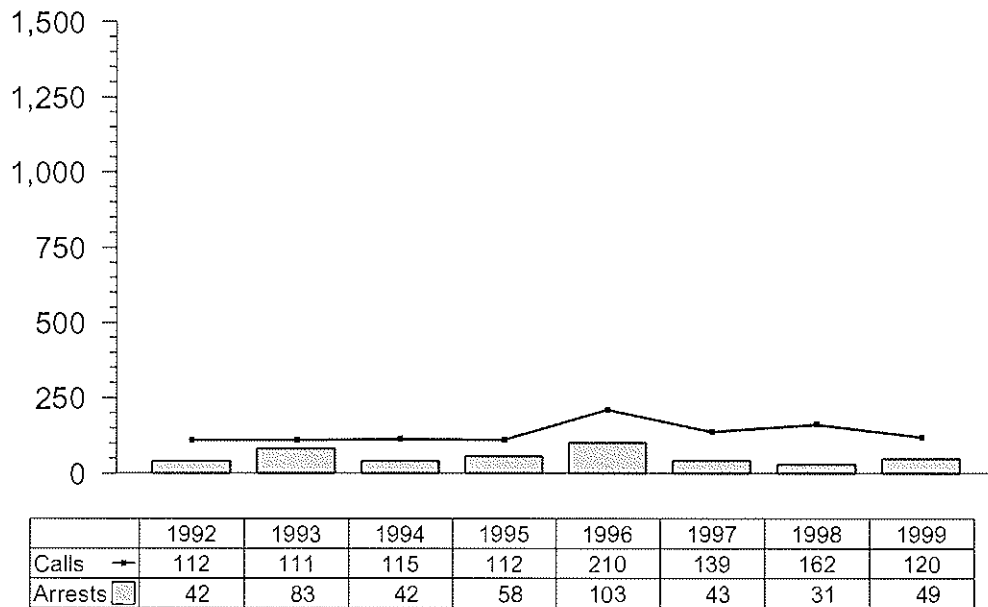
Source: Delaware SAC

Chart 3
West Center City
Drug Related Calls and Arrests



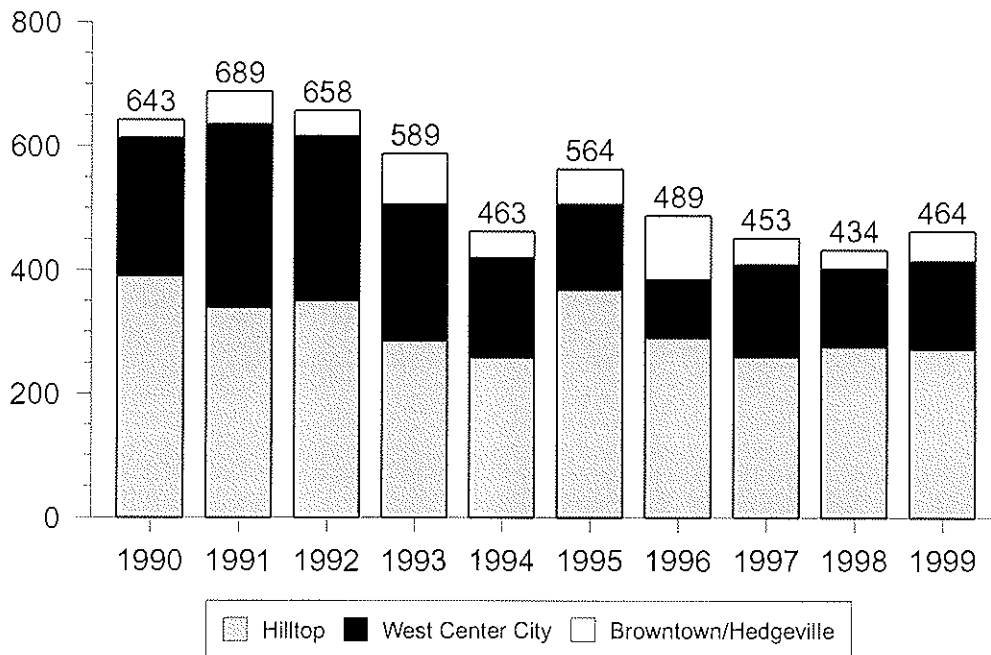
Source: Delaware SAC

Chart 4
Browntown/Hedgeville
Drug Related Calls and Arrests



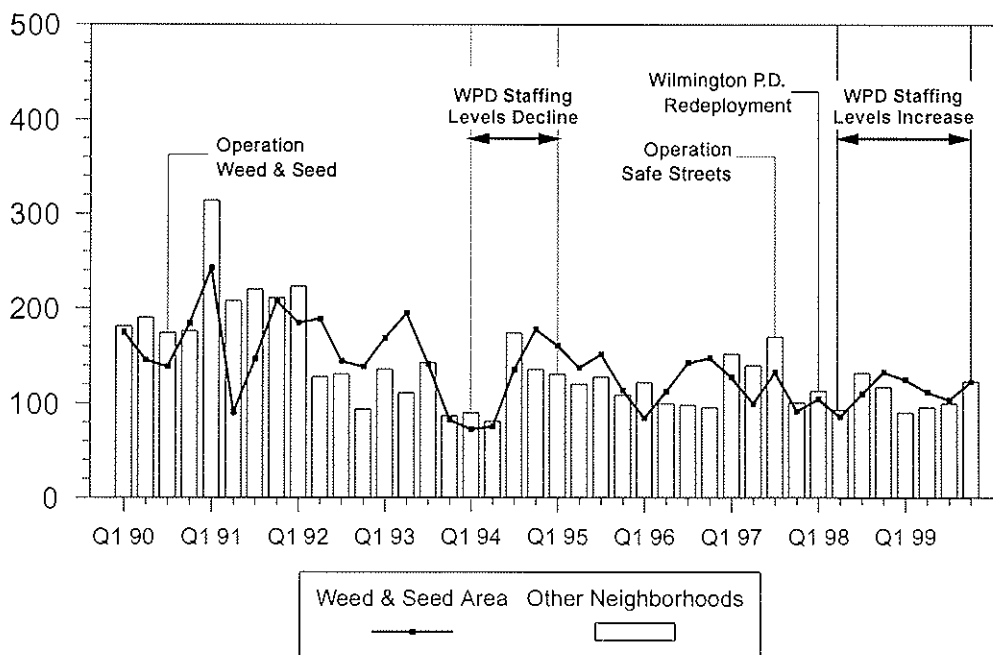
Source: Delaware SAC

Chart 5
Weed & Seed Area Drug Arrests



Source: Delaware SAC

Chart 6
Drug Related Arrests by Quarter



Source: Delaware SAC

Weed & Seed Area Hot Spots

Table 2 displays the 23 most reported drug corners in the Weed & Seed area from 1992 to 1999 grouped by proximity. Each group is ranked by the number of drug related complaint calls that the police received about it each year from 1992 to 1999 and the total calls received during the entire seven-year period. Fifteen of the 23 hot spots are located in the Hilltop area, six are in West Center City, and the remaining two are in the northern part of Hedgeville near Lancaster Avenue. Prior to 1994 reported drug activity in the Hilltop area was mostly confined to the areas between Lancaster Avenue and W. 4th Street. More recently, however, there has been an increase in reported drug activity north of W. 4th Street towards W. 6th Street.

When Operation Weed & Seed was first implemented in 1992 the most active hot spots were located along N. Franklin Street between W. 2nd Street and W. 4th Street (Hilltop) and on N. Jefferson Street between W. 6th Street and W. 7th Street (West Center City). In 1993, increased narcotics enforcement in the area caused drug activity in the Hilltop area to migrate west down W. 3rd Street to Rodney Street. In West Center City, drug activity at 6th & Jefferson Street, the most active drug corner in 1992, was displaced north to 7th & Washington Street and west to 8th & Monroe Streets.

In 1994 drug related calls for service concerning N. Franklin Street continued to decline, however, reported drug activity at Delamore Place between W. 3rd and W. 4th Street and at 3rd & Connell Street increased significantly. It was during this period that hot spots began to develop on the north side of W. 4th Street and south of Lancaster on Read Street. Reported drug activity in the vicinity of 8th & Monroe Streets, 5th & Madison Streets, and 5th & Monroe Streets also began to escalate during this period. In 1995, drug activity in the Hilltop area continued to shift northward towards W. 6th Street.

In 1996, the drug market at 4th & Franklin Streets began to reestablish itself after being suppressed in 1994 and 1995. Reported drug activity in the vicinity of Delamore Place went down in 1996 but drug activity continued to increase south of Lancaster Avenue along Read Street between N. Franklin and N. Harrison Streets. In 1997, drug related calls for service concerning 6th & Franklin Streets increased significantly as reported drug activity at surrounding corners decreased. In West Center City, Jefferson Street between W. 6th & W. 7th Streets saw an increase in reported drug activity in 1997.

In 1998, a majority of the more active drug corners in the Weed & Seed area generated more complaints than the previous year. Exceptions were the corners of 3rd & Connell, 7th & Jefferson, 5th & Monroe, and Harrison & Read Streets. The corner of 3rd & Broom Streets emerged as a new hot spot in 1998. According to newspaper reports, drug related complaints about 3rd & Broom increased from 8 in 1997 to 72 in 1998 because two adjacent apartments in the 200 block of N. Broom Street were being used as drug houses. In September 1998, the city had the tenants of the two properties evicted using a nuisance law which targets homes and businesses where drug sales, prostitution, and gambling takes place (The News Journal, September 15, 1998). In 1999, the police received significantly fewer drug complaints about 3rd & Broom Streets and nearly all of the remaining hot spots in the Weed & Seed generated approximately the same or slightly fewer drug complaints than in 1998.

Table 2 - Weed & Seed Area Hot Spots

Neighborhood	Vicinity	Hot Spots	1992	1993	1994	1995	1996	1997	1998	1999	1992-99 Total
Hilltop	N. Franklin St.	4th & Franklin Sts.	133	85	34	25	72	72	95	77	593
		3rd & Franklin Sts.	124	56	24	34	16	29	55	60	398
		3rd & Connel Sts.	29	23	88	48	6	54	20	24	292
		2nd & Franklin Sts.	84	29	11	5	12	5	32	40	218
		4th & Harrison Sts.	25	25	57	50	7	2	13	12	191
		3rd & Broom Sts.	1	1	12	10	3	8	72	8	115
		Conrad & Franklin Sts.	52	34	12	4	1	3	4	4	114
		Total	448	253	238	176	117	173	291	225	1,921
	Delamore Place	3rd St. & Delamore Pl.	15	27	81	77	32	45	63	35	375
		4th St. & Delamore Pl.	28	34	106	44	22	15	18	15	282
		3rd & Rodney Sts.	27	82	46	36	6	6	15	15	233
		3rd & Clayton Sts.	22	14	27	77	22	7	18	4	191
West Center City	W. 6th St.	Total	92	157	260	234	82	73	114	69	1,081
		6th & Franklin Sts.	2	5	42	95	43	137	134	55	513
		5th & Harrison Sts.	6	12	18	2	24	10	12	16	100
		6th & Harrison Sts.	12	7	24	59	25	14	41	25	207
		6th & Vanburen Sts.	3	4	11	54	34	7	16	4	133
		Total	23	28	95	210	126	168	203	100	953
	7th & Jefferson Sts.	7th & Jefferson Sts.	39	55	126	130	92	125	48	49	664
		6th & Jefferson Sts.	99	11	1	23	13	44	137	59	387
		7th & Washington Sts.	12	40	23	18	15	13	9	32	162
		Total	150	106	150	171	120	182	194	140	1,213
Browntown/Hedgeville	W. 5th St.	5th & Monroe Sts.	34	13	20	11	19	20	8	12	137
		5th & Madison Sts.	9	4	26	24	16	36	38	23	176
		Total	43	17	46	35	35	56	46	35	313
		8th & Monroe Sts.	26	36	79	20	13	22	16	25	237
	Read St.	Harrison & Read Sts.	4	16	23	19	38	27	4	1	132
		Franklin & Read Sts.	12	22	19	11	35	8	12	4	123
		Total	16	38	42	30	73	35	16	5	255

Map 8 - Weed & Seed Area Hot Spots



Weed & Seed Area Shooting Incidents

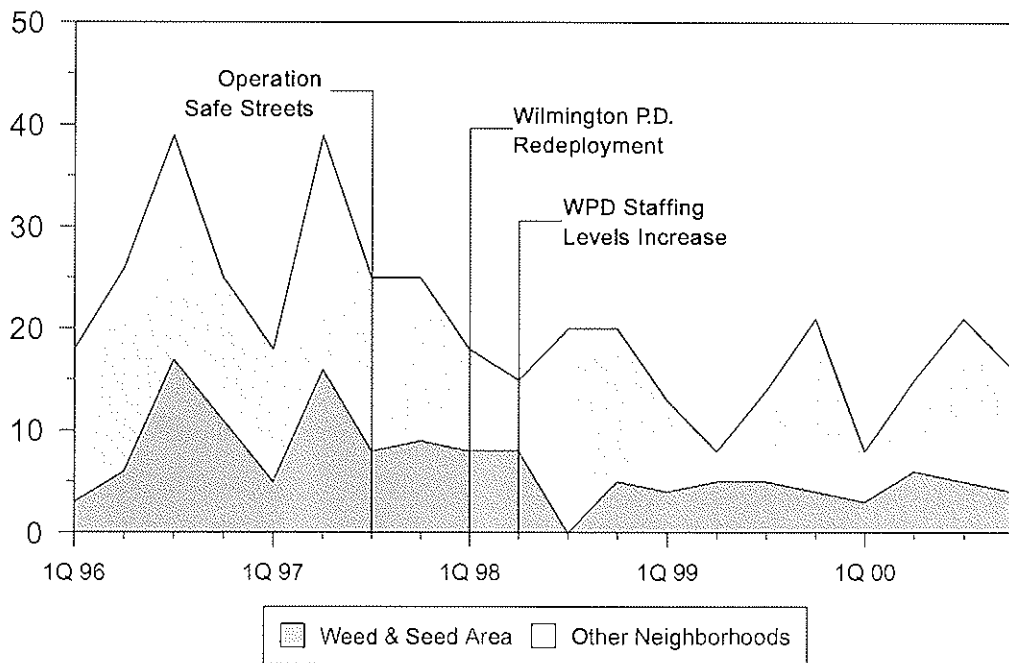
In 1996, shooting incidents in Wilmington which resulted in injury or death rose by 130 percent compared with the previous year, from 47 incidents in 1995 to 108 in 1996. A report released jointly by the Delaware Statistical Analysis Center and the Criminal Justice Council revealed that 56 percent of the shooting victims and 91 percent of the suspects had at least one violent felony arrest on their criminal record, and that 44 percent of the victims and 49 percent of the suspects were arrested at least once on drug related charges. Additionally, the police had determined that 22 percent of the shootings that occurred in 1996 were drug related and another 15 percent were possibly drug related. (Delaware Statistical Analysis Center/Delaware Criminal Justice Council, 1997)

Shootings in Wilmington continued at nearly the same pace in 1997, when 107 shootings were recorded. In response to the alarming increase in shootings in Wilmington Governor Thomas Carper of Delaware created the "Governor's Task Force on Violent Crime" in May 1997. The end result of this collaborative effort was Wilmington's "Operation Safe Streets" initiative. Operation Safe Streets teams Wilmington police officers with State Department of Correction and the Division of Youth Rehabilitative Services probation and parole officers to target adult and juvenile probationers designated as "high risk" to ensure that they remain in compliance with curfews and other conditions of their probation. Operation Safe Streets police/probation officers teams conduct unannounced visits to the homes of targeted probationers after curfew and visit "hot spots" looking for violators. Probationers who were not at home cited for violating the conditions of their probation and are arrested once they are located.

In 1998, only 73 shootings resulting in injury or death were reported in Wilmington, a 32 percent decrease from the 1997 total. A report released by the Delaware Statistical Analysis Center and the Delaware Criminal Justice Council entitled "The Impact of Operation Safe Streets on Shootings in Wilmington" concluded that Operation Safe Streets was an important factor in this decrease, although other concurrent crime reduction initiatives, including the Wilmington Police Department's decentralized approach to patrol services which was initiated in April 1998, also influenced the decrease in shootings as well (Delaware Statistical Analysis Center/Delaware Criminal Justice Council, 1998). In 1999, 55 shootings were reported in the city, a 25 percent decrease from 1998. In 2000, the number of shootings in Wilmington resulting in injury or death increased slightly to 60.

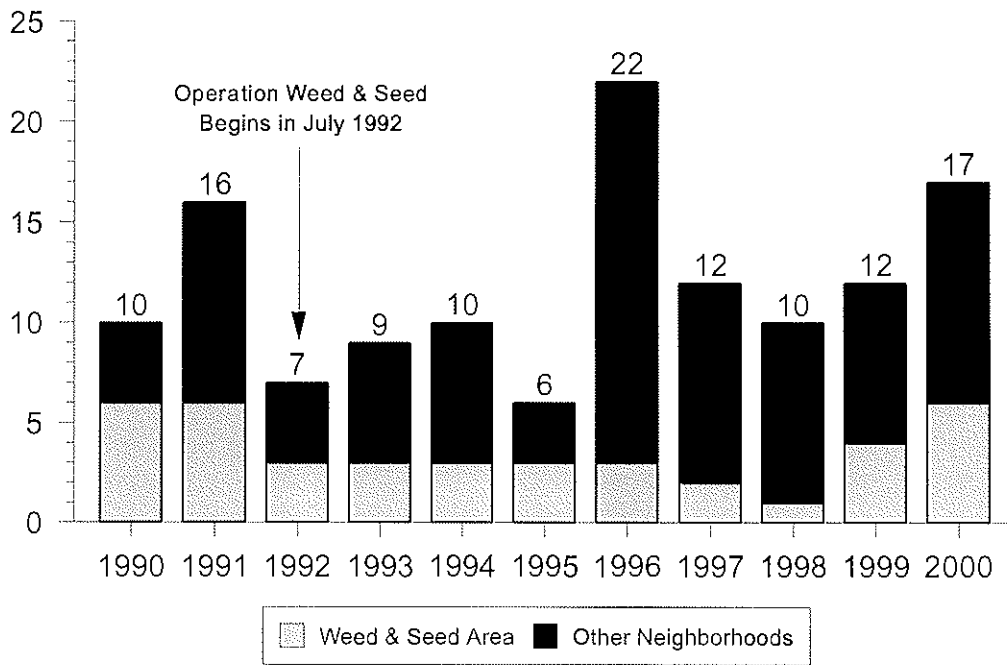
One out of every three shootings reported in Wilmington from January 1996 to December 2000 occurred in the Weed & Seed area. Map 9 shows the locations of Weed & Seed area shooting incidents and their proximity to the area's most reported drug corners. Table 3 shows all Wilmington shooting incidents resulting in injury or death from 1996 to 2000 broken out by neighborhood. Most of the shootings during this period occurred in the city's Price's Run, Hilltop, Riverside, West Center City, Boulevard, and Eastside neighborhoods.

Chart 7
Wilmington Shooting Incidents by Quarter



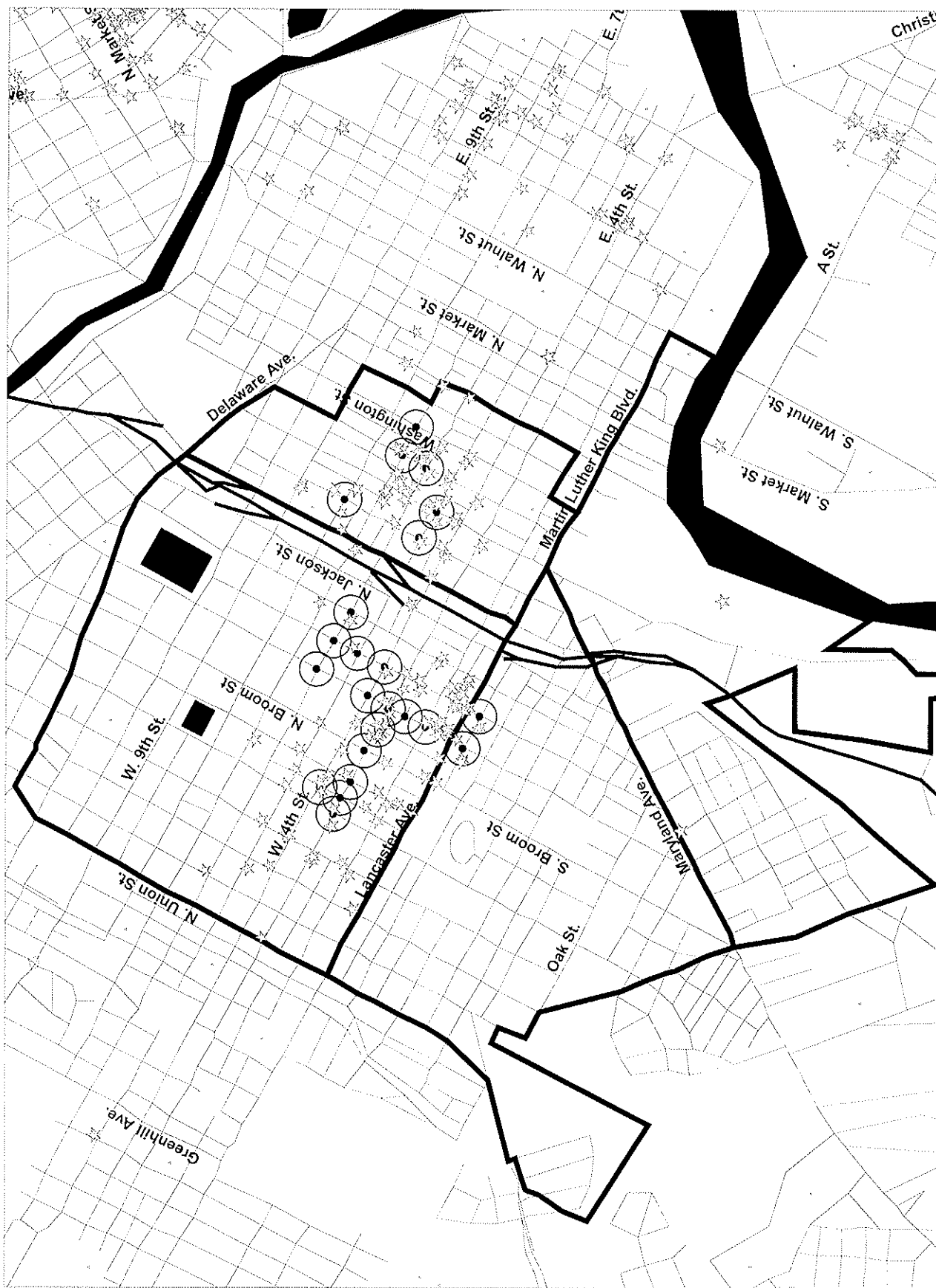
Source: Wilmington Police Department

Chart 8
Wilmington Homicides 1990 - 2000



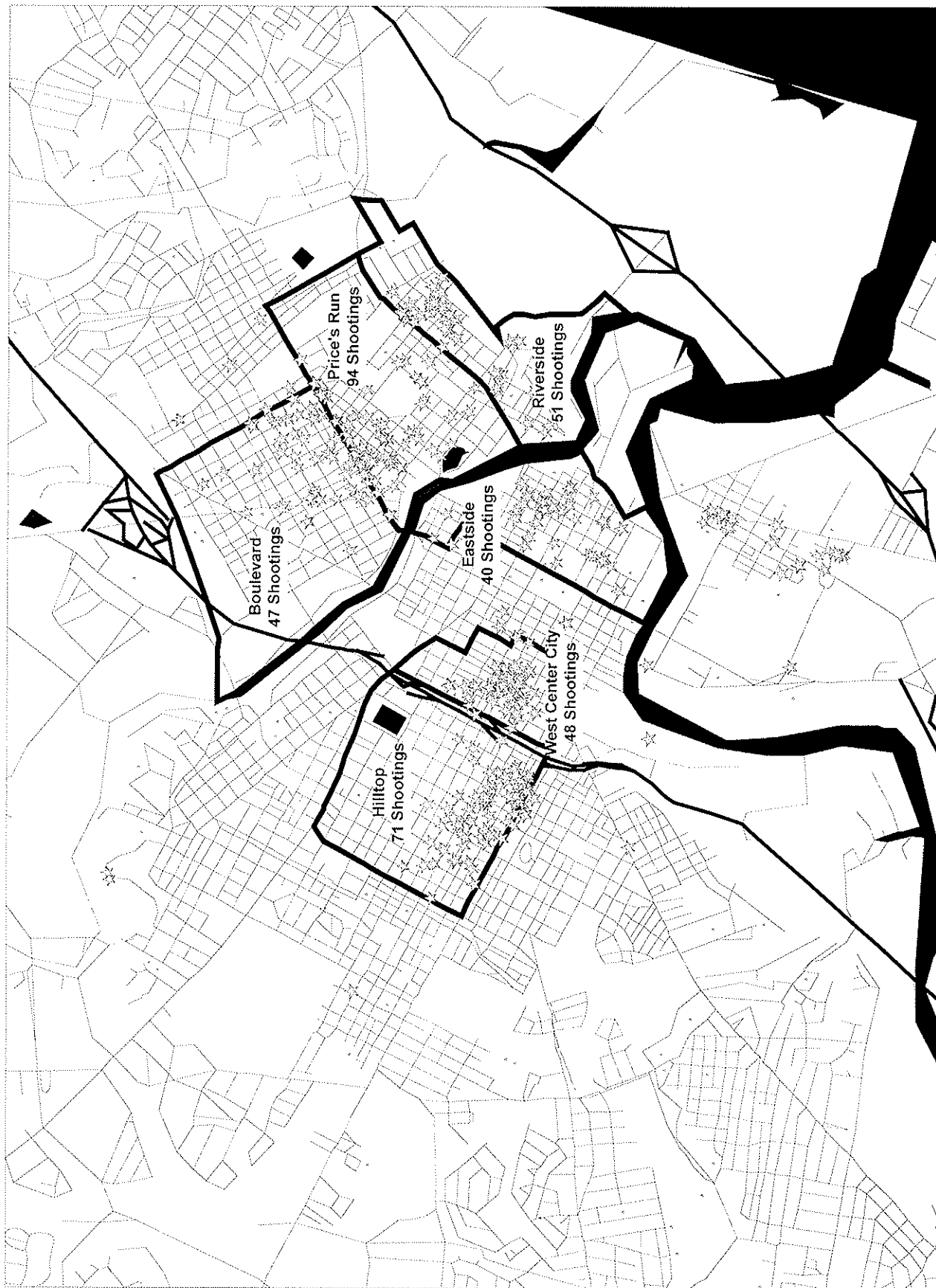
Source: Wilmington Police Department

Map 9 - Weed & Seed Area Shooting Incidents - January 1996 to December 2000



☆ Locations of Shootings

Map 10 - Wilmington Shooting Incidents - January 1996 to December 2000



★ Locations of Shootings

Table 3 - Wilmington Shooting Incidents by Neighborhood

Neighborhood	1996		1997		1998		1999		2000		Total	
	No.	Pct.	No.	Pct.	No.	Pct.	No.	Pct.	No.	Pct.	No.	Pct.
Hilltop	22	20.4%	16	15.0%	10	13.7%	12	21.8%	11	18.3%	71	17.6%
West Center City	13	12.0%	17	15.9%	10	13.7%	2	3.6%	6	10.0%	48	11.9%
Browntown/Hedgeville	2	1.9%	5	4.7%	1	1.4%	4	7.3%	1	1.7%	13	3.2%
Weed & Seed Area Total	37	34.3%	38	35.5%	21	28.8%	18	32.7%	18	30.0%	132	32.8%
Bancroft Parkway	2	1.9%	0	0.0%	0	0.0%	0	0.0%	0	0.0%	2	0.5%
Boulevard	12	11.1%	17	15.9%	3	4.1%	10	18.2%	5	8.3%	47	11.7%
Central	1	0.9%	0	0.0%	6	8.2%	1	1.8%	0	0.0%	8	2.0%
Delaware Avenue	0	0.0%	0	0.0%	0	0.0%	0	0.0%	0	0.0%	0	0.0%
Eastside	13	12.0%	4	3.7%	11	15.1%	5	9.1%	7	11.7%	40	9.9%
Midtown Brandywine	0	0.0%	0	0.0%	0	0.0%	0	0.0%	0	0.0%	0	0.0%
Northwest	1	0.9%	0	0.0%	1	1.4%	1	1.8%	2	3.3%	5	1.2%
Price's Run	19	17.6%	27	25.2%	16	21.9%	13	23.6%	19	31.7%	94	23.3%
Riverside	20	18.5%	15	14.0%	8	11.0%	5	9.1%	3	5.0%	51	12.7%
Southwest	0	0.0%	1	0.9%	0	0.0%	0	0.0%	0	0.0%	1	0.2%
South Wilmington	3	2.8%	5	4.7%	7	9.6%	2	3.6%	5	8.3%	22	5.5%
Unknown	0	0.0%	0	0.0%	0	0.0%	0	0.0%	1	1.7%	1	0.2%
Citywide Total	108	100.0%	107	100.0%	73	100.0%	55	100.0%	60	100.0%	403	100.0%

Calls for Police Service in the Weed & Seed Area

Weed & Seed area calls for police service for assault, burglary, drug, homicide, rape, and robbery related offenses are shown on Tables 4 through 8 and Charts 15 through 22. Calls for police service for these five categories totaled 3,767 in 1999 for the Weed & seed area overall, down 12 percent from the 1998 total of 4,266. The following summary compares assault, burglary, drug, and robbery related calls for service made to the police department in 1998 and 1999 for each Weed & Seed neighborhood and the remainder of Wilmington.

Hilltop - 1,971 calls/52 percent of Weed & Seed area calls

- a. 22 percent of calls citywide
- b. **Assault** related calls **down 2 percent** from 616 in 1998 to 604 in 1999
- c. **Burglary** related calls **down 32 percent** from 296 in 1998 to 202 in 1999
- d. **Drug** related calls **down 27 percent** from 1,409 in 1998 to 1,030 in 1999*
- e. **Robbery** related calls **up 34 percent** from 93 in 1998 to 125 in 1999

West Center City - 1,070 calls/29 percent of Weed & Seed area calls

- a. 12 percent of calls citywide
- b. **Assault** related calls **up 13 percent** from 354 in 1998 to 401 in 1999
- c. **Burglary** related calls **down 33 percent** from 162 in 1998 to 108 in 1999
- d. **Drug** related calls **down 10 percent** from 540 in 1998 to 486 in 1999*
- e. **Robbery** related calls **up 2 percent** from 68 in 1998 to 69 in 1999

Browntown/Hedgeville - 726 calls/19 percent of Weed & Seed area calls

- a. 8 percent of calls citywide
- b. **Assault** related calls **up 21 percent** from 301 in 1998 to 365 in 1999
- c. **Burglary** related calls **down 6 percent** from 197 in 1998 to 185 in 1999
- d. **Drug** related calls **down 26 percent** from 162 in 1998 to 120 in 1999*
- e. **Robbery** related calls **up 9 percent** from 47 in 1998 to 51 in 1999

City of Wilmington (excluding Weed & Seed neighborhoods) - 5,071 calls

- a. 58 percent of calls citywide
- b. **Assault** related calls **down 2 percent** from 2,103 in 1998 to 2,058 in 1999
- c. **Burglary** related calls **down 29 percent** from 1,281 in 1998 to 909 in 1999
- d. **Drug** related calls **down 22 percent** from 2,201 in 1998 to 1,715 in 1999*
- e. **Robbery** related calls **down 23 percent** from 433 in 1998 to 332 in 1999

*The City of Wilmington reported a decrease in drug related 911 calls for service in 1999 even though the number of drug related UCR complaints from the city increased that year (see page 30).

Table 4 - Weed & Seed Area Calls for Police Service

Code	Offense	1992	1993	1994	1995	1996	1997	1998	1999
105	Assault in Progress	281	224	253	274	213	164	160	145
106	Assault in Progress w/Weapon	20	12	12	12	5	10	8	20
145	Assault Investigation	1,070	954	959	1,034	975	806	812	855
146	Cutting Investigation	70	52	56	59	43	46	34	41
147	Shooting Investigation	21	22	48	46	59	41	31	32
149	Offensive Touching	123	147	207	193	174	191	226	277
	Total Assault Related Calls	1,585	1,411	1,535	1,618	1,469	1,258	1,271	1,370
110	Burglary in Progress - Commercial	38	40	26	25	23	23	19	16
111	Burglary in Progress - Residential	250	171	191	201	186	184	153	147
170	Burglary Investigation	507	548	482	586	451	484	483	332
	Total Burglary Related Calls	795	759	699	812	660	691	655	495
117	Drug Sales in Progress	1,364	1,264	1,845	1,711	1,400	1,532	1,679	1,299
190	Drug Violation	265	153	183	329	259	229	431	337
	Total Drug Related Calls	1,629	1,417	2,028	2,040	1,659	1,761	2,110	1,636
157	Homicide Investigation	1	3	4	4	4	3	1	3
130	Rape in Progress	7	1	0	4	0	1	1	0
160	Rape Investigation	27	27	21	22	21	29	19	18
	Total Rape Related Calls	34	28	21	26	21	30	20	18
125	Robbery in Progress	24	24	34	29	36	40	36	31
126	Robbery in Progress w/Weapon	8	11	13	5	15	14	11	17
165	Robbery Investigation	201	191	146	246	223	189	161	197
	Total Robbery Related Calls	233	226	193	280	274	243	208	245
	Grand Total	4,277	3,844	4,480	4,780	4,087	3,986	4,265	3,767

Table 5 - Hilltop Calls for Police Service

Code	Offense	1992	1993	1994	1995	1996	1997	1998	1999
105	Assault in Progress	152	110	127	157	98	78	72	79
106	Assault in Progress w/Weapon	11	6	5	7	2	6	5	7
145	Assault Investigation	516	464	476	504	454	379	402	373
146	Cutting Investigation	37	27	25	30	23	26	20	13
147	Shooting Investigation	11	14	37	29	42	24	16	20
149	Offensive Touching	62	73	61	73	71	81	101	112
	Total Assault Related Calls	789	694	731	800	690	594	616	604
110	Burglary in Progress - Commercial	11	20	7	10	9	13	10	3
111	Burglary in Progress - Residential	151	84	87	87	106	96	70	68
170	Burglary Investigation	228	261	221	229	189	236	216	131
	Total Burglary Related Calls	390	365	315	326	304	345	296	202
117	Drug Sales in Progress	838	812	1,185	1,136	836	884	1,126	837
190	Drug Violation	148	76	104	198	145	128	282	193
	Total Drug Related Calls	986	888	1,289	1,334	981	1,012	1,408	1,030
157	Homicide Investigation	1	1	4	3	1	0	0	1
130	Rape in Progress	4	0	0	0	0	1	0	0
160	Rape Investigation	12	10	16	11	11	13	7	9
	Total Rape Related Calls	16	10	16	11	11	14	7	9
125	Robbery in Progress	10	5	16	14	20	19	17	19
126	Robbery in Progress w/Weapon	5	6	7	1	8	3	6	9
165	Robbery Investigation	105	87	84	111	107	100	70	97
	Total Robbery Related Calls	120	98	107	126	135	122	93	125
	Grand Total	2,302	2,056	2,462	2,600	2,122	2,087	2,420	1,971

Table 6 - West Center City Calls for Police Service

Code	Offense	1992	1993	1994	1995	1996	1997	1998	1999
105	Assault in Progress	83	69	70	78	65	47	48	39
106	Assault in Progress w/Weapon	8	3	4	4	2	1	2	8
145	Assault Investigation	329	287	267	306	250	204	222	241
146	Cutting Investigation	32	19	20	16	16	13	11	20
147	Shooting Investigation	6	7	7	14	14	12	13	8
149	Offensive Touching	36	31	97	62	41	46	58	85
	Total Assault Related Calls	494	416	465	480	388	323	354	401
110	Burglary in Progress - Commercial	11	11	5	3	4	2	6	4
111	Burglary in Progress - Residential	61	54	51	60	37	39	34	32
170	Burglary Investigation	164	165	117	220	131	115	122	72
	Total Burglary Related Calls	236	230	173	283	172	156	162	108
117	Drug Sales in Progress	449	363	571	506	407	544	444	391
190	Drug Violation	82	55	53	88	61	66	96	95
	Total Drug Related Calls	531	418	624	594	468	610	540	486
157	Homicide Investigation	0	1	0	1	1	2	1	1
130	Rape in Progress	2	0	0	4	0	0	1	0
160	Rape Investigation	10	12	5	5	6	9	7	5
	Total Rape Related Calls	12	12	5	9	6	9	8	5
125	Robbery in Progress	10	11	11	8	9	9	11	5
126	Robbery in Progress w/Weapon	1	1	3	1	4	5	3	4
165	Robbery Investigation	58	78	21	84	63	53	54	60
	Total Robbery Related Calls	69	90	35	93	76	67	68	69
	Grand Total	1,342	1,167	1,302	1,460	1,111	1,167	1,133	1,070

Table 7 - Browntown/Hedgeville Calls for Police Service

Code	Offense	1992	1993	1994	1995	1996	1997	1998	1999
105	Assault in Progress	46	45	56	39	50	39	40	27
106	Assault in Progress w/Weapon	1	3	3	1	1	3	1	5
145	Assault Investigation	225	203	216	224	271	223	188	241
146	Cutting Investigation	1	6	11	13	4	7	3	8
147	Shooting Investigation	4	1	4	3	3	5	2	4
149	Offensive Touching	25	43	49	58	62	64	67	80
	Total Assault Related Calls	302	301	339	338	391	341	301	365
110	Burglary in Progress - Commercial	16	9	14	12	10	8	3	9
111	Burglary in Progress - Residential	38	33	53	54	43	49	49	47
170	Burglary Investigation	115	122	144	137	131	133	145	129
	Total Burglary Related Calls	169	164	211	203	184	190	197	185
117	Drug Sales in Progress	77	89	89	69	157	104	109	71
190	Drug Violation	35	22	26	43	53	35	53	49
	Total Drug Related Calls	112	111	115	112	210	139	162	120
157	Homicide Investigation	0	1	0	0	2	1	0	1
130	Rape in Progress	1	1	0	0	0	0	0	0
160	Rape Investigation	5	5	0	6	4	7	5	4
	Total Rape Related Calls	6	6	0	6	4	7	5	4
125	Robbery in Progress	4	8	7	7	7	12	8	7
126	Robbery in Progress w/Weapon	2	4	3	3	3	6	2	4
165	Robbery Investigation	38	26	41	51	53	36	37	40
	Total Robbery Related Calls	44	38	51	61	63	54	47	51
	Grand Total	633	621	716	720	854	732	712	726

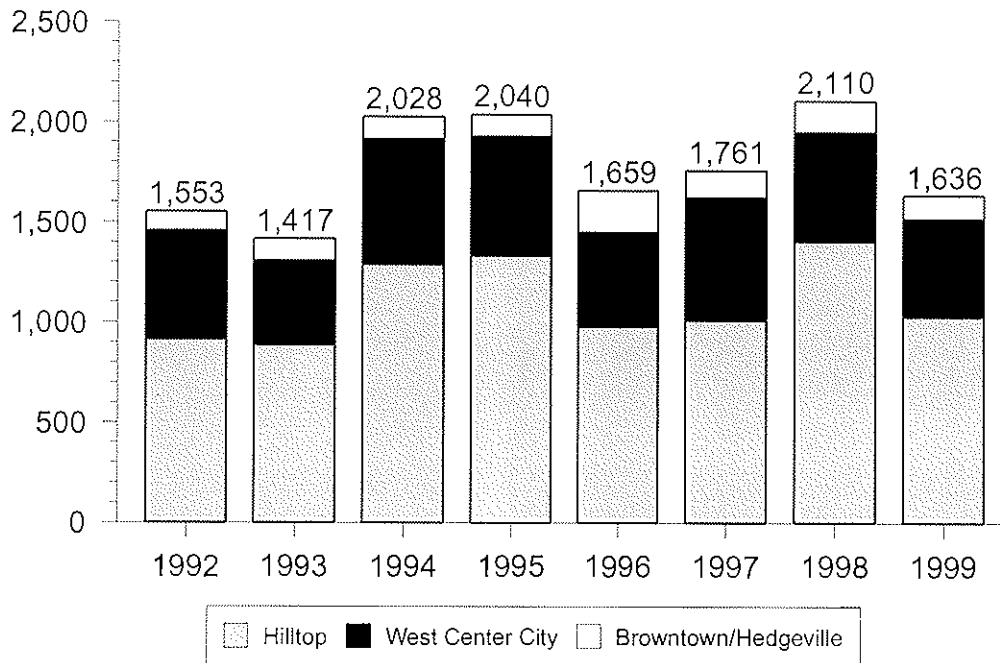
Table 8 - City of Wilmington Calls for Police Service

Code	Offense	1992	1993	1994	1995	1996	1997	1998	1999
105	Assault in Progress	758	588	603	593	507	379	369	364
106	Assault in Progress w/Weapon	47	32	31	35	13	23	16	40
145	Assault Investigation	2,975	2,645	2,774	2,725	2,479	2,312	2,144	2,117
146	Cutting Investigation	182	168	172	143	133	128	106	99
147	Shooting Investigation	76	84	127	110	150	139	84	88
149	Offensive Touching	372	492	637	569	536	575	655	720
	Total Assault Related Calls	4,410	4,009	4,344	4,175	3,818	3,556	3,374	3,428
110	Burglary in Progress - Commercial	157	113	135	131	104	68	62	60
111	Burglary in Progress - Residential	502	446	448	529	477	523	437	381
170	Burglary Investigation	1,489	1,519	1,422	2,019	1,579	1,411	1,437	963
	Total Burglary Related Calls	2,148	2,078	2,005	2,679	2,160	2,002	1,936	1,404
117	Drug Sales in Progress	2,722	2,339	3,276	3,330	2,979	3,426	3,443	2,648
190	Drug Violation	539	334	375	608	589	518	869	703
	Total Drug Related Calls	3,261	2,673	3,651	3,938	3,568	3,944	4,312	3,351
157	Homicide Investigation	5	10	11	6	18	11	9	8
130	Rape in Progress	13	8	27	9	2	6	2	1
160	Rape Investigation	78	67	61	74	63	91	59	69
	Total Rape Related Calls	91	75	88	83	65	97	61	70
125	Robbery in Progress	85	77	120	115	115	120	124	81
126	Robbery in Progress w/Weapon	19	19	31	28	29	28	52	43
165	Robbery Investigation	606	651	587	717	687	619	465	453
	Total Robbery Related Calls	710	747	738	860	831	767	641	577
	Grand Total	10,625	9,592	10,837	11,741	10,460	10,377	10,333	8,838

Table 9 - City of Wilmington (excluding Weed & Seed Area) Calls for Police Service

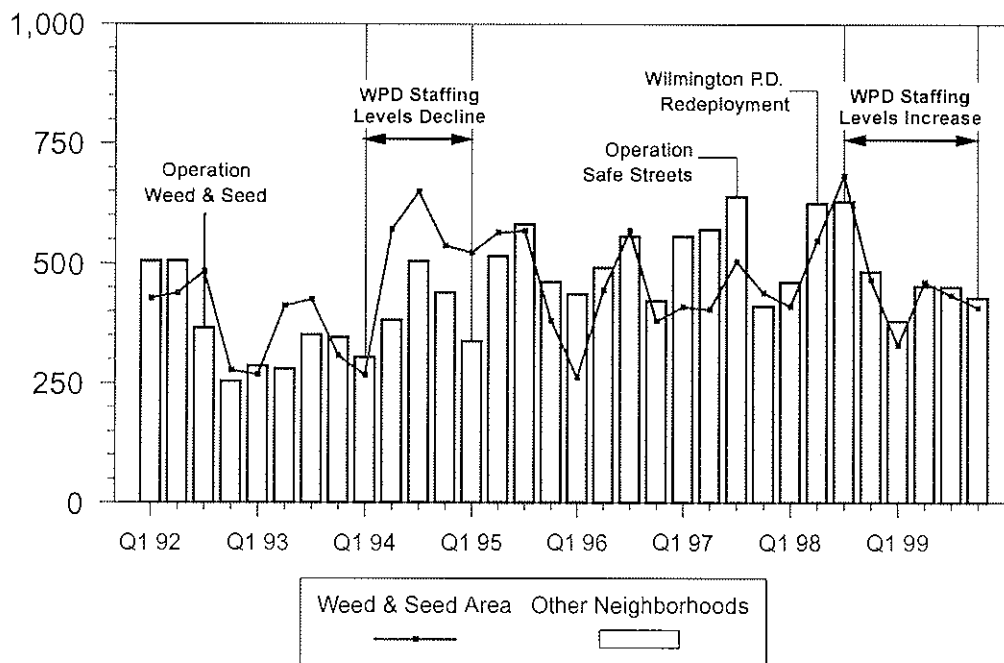
Code	Offense	1992	1993	1994	1995	1996	1997	1998	1999
105	Assault in Progress	477	364	350	319	294	215	209	219
106	Assault in Progress w/Weapon	27	20	19	23	8	13	8	20
145	Assault Investigation	1,905	1,691	1,815	1,691	1,504	1,506	1,332	1,262
146	Cutting Investigation	112	116	116	84	90	82	72	58
147	Shooting Investigation	55	62	79	64	91	98	53	56
149	Offensive Touching	249	345	430	376	362	384	429	443
	Total Assault Related Calls	2,825	2,598	2,809	2,557	2,349	2,298	2,103	2,058
110	Burglary in Progress - Commercial	119	73	109	106	81	45	43	44
111	Burglary in Progress - Residential	252	275	257	328	291	339	284	234
170	Burglary Investigation	982	971	940	1,433	1,128	927	954	631
	Total Burglary Related Calls	1,353	1,319	1,306	1,867	1,500	1,311	1,281	909
117	Drug Sales in Progress	1,358	1,075	1,431	1,619	1,579	1,894	1,764	1,349
190	Drug Violation	274	181	192	279	330	289	438	366
	Total Drug Related Calls	1,632	1,256	1,623	1,898	1,909	2,183	2,202	1,715
157	Homicide Investigation	4	7	7	2	14	8	8	5
130	Rape in Progress	6	7	27	5	2	5	1	1
160	Rape Investigation	51	40	40	52	42	62	40	51
	Total Rape Related Calls	57	47	67	57	44	67	41	52
125	Robbery in Progress	61	53	86	86	79	80	88	50
126	Robbery in Progress w/Weapon	11	8	18	23	14	14	41	26
165	Robbery Investigation	405	460	441	471	464	430	304	256
	Total Robbery Related Calls	477	521	545	580	557	524	433	332
	Grand Total	6,348	5,748	6,357	6,961	6,373	6,391	6,068	5,071

Chart 9
Drug Related Calls for Police Service



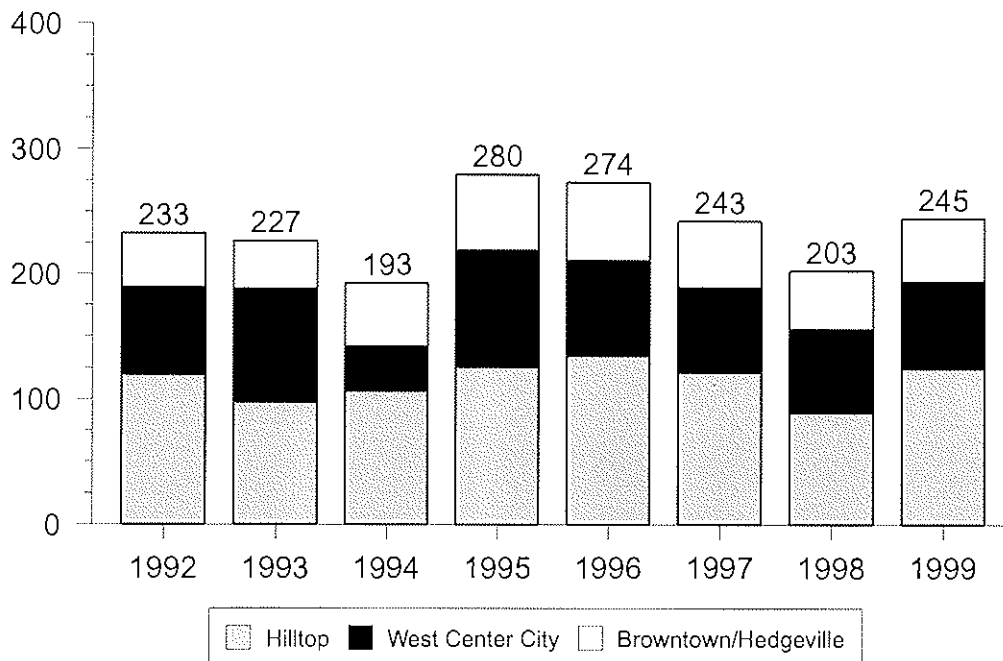
Source: Delaware SAC

Chart 10
Drug Related Calls for Police Service by Quarter



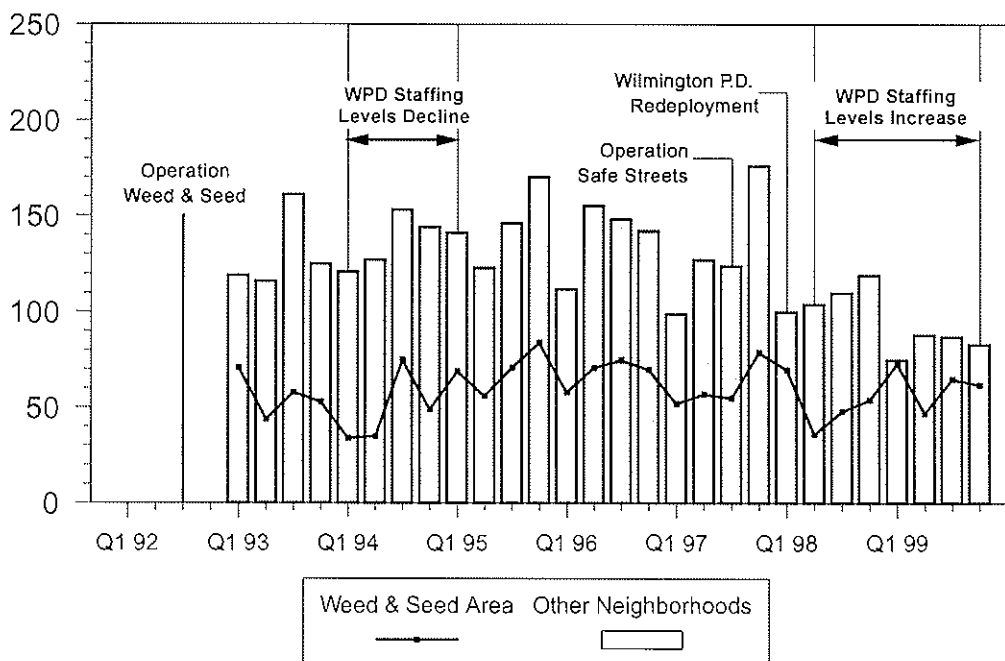
Source: Delaware SAC

Chart 11
Robbery Related Calls for Police Service



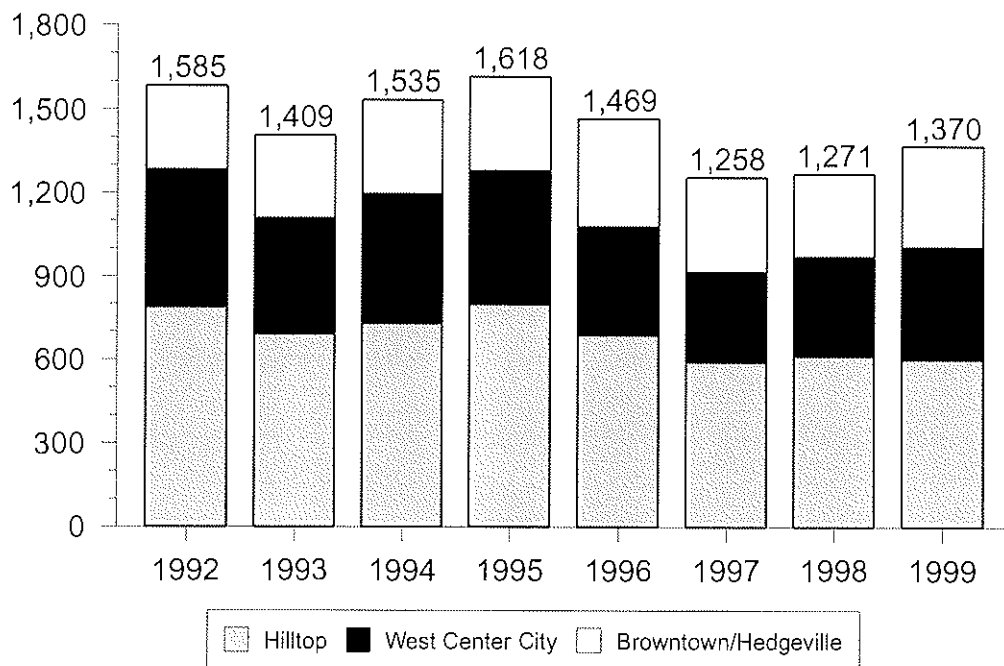
Source: Delaware SAC

Chart 12
Robbery Related Calls for Police Service by Quarter



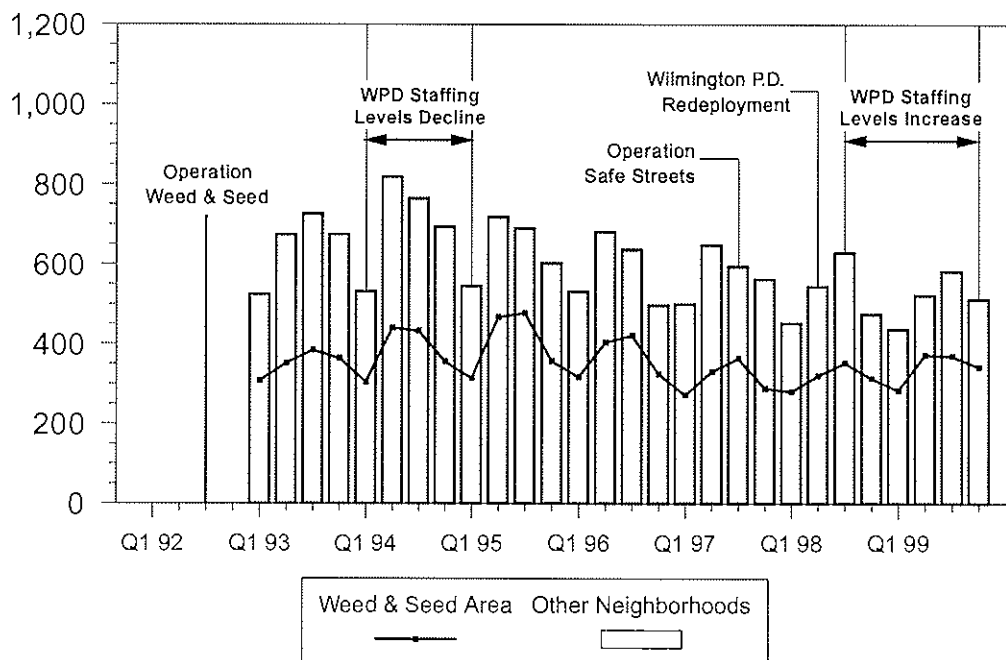
Source: Delaware SAC

Chart 13
Assault Related Calls for Police Service



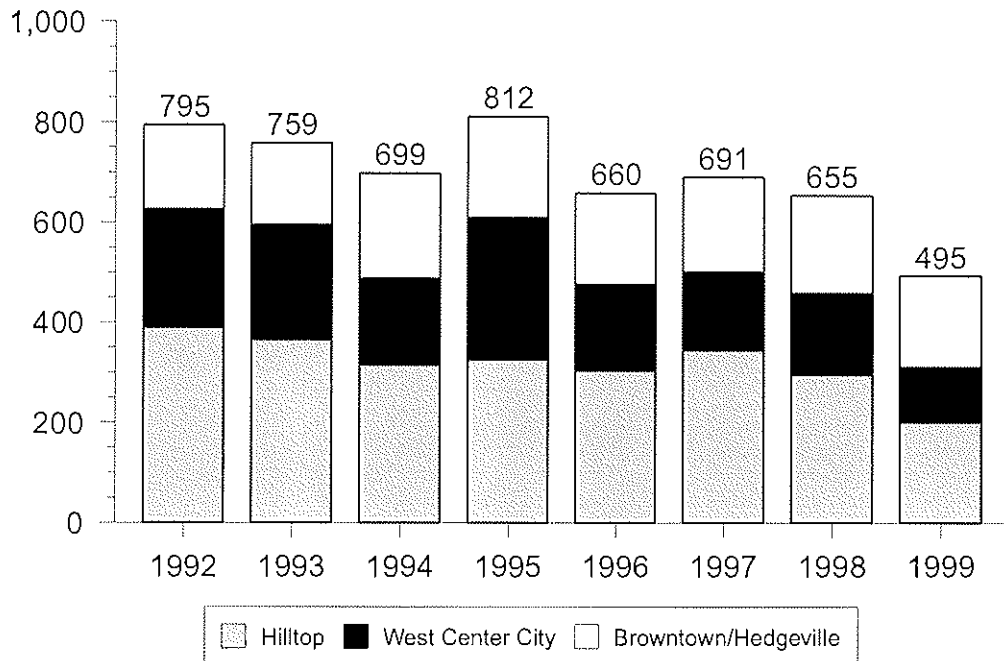
Source: Delaware SAC

Chart 14
Assault Related Calls for Police Service by Quarter



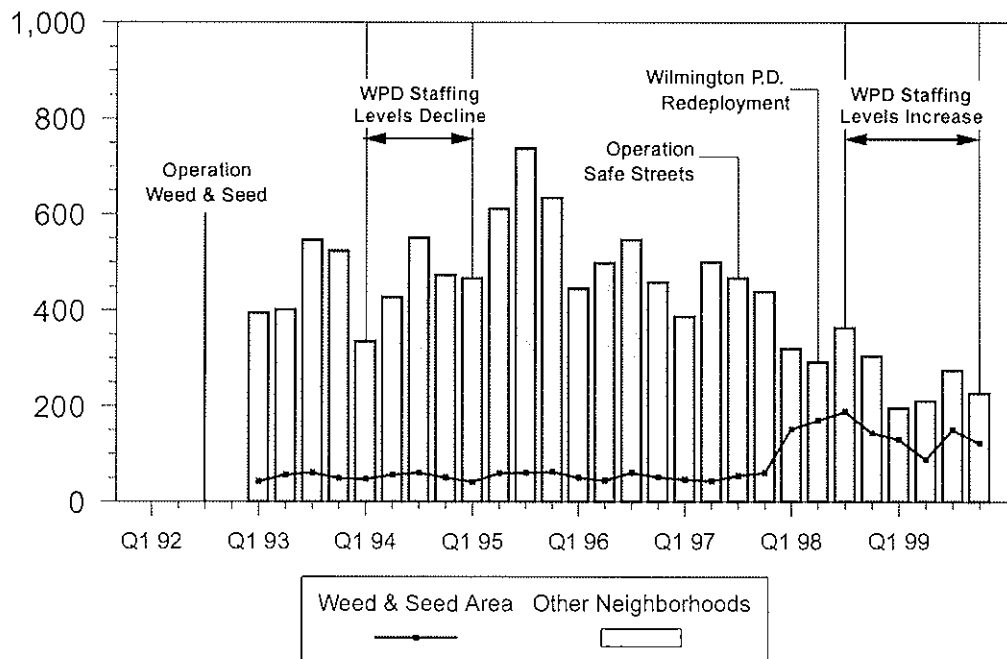
Source: Delaware SAC

Chart 15
Burglary Related Calls for Police Service



Source: Delaware SAC

Chart 16
Burglary Related Calls for Police Service by Quarter



Source: Delaware SAC

Illicit Drug Trends in Wilmington 1996 - 1999

Table 10 displays drug related calls for service and drug related arrests for each neighborhood in Wilmington. Most reported drug activity is restricted to five neighborhoods. The city's Hilltop, Price's Run, Eastside, West Center City, and Boulevard neighborhoods generated 89 percent of all drug related calls for service in 1999.

Drug related calls for police service citywide increased by 8 percent in 1998, from 3,943 calls in 1996 to 4,292. The Hilltop neighborhood was responsible for a substantial portion of the increase in reported drug activity that occurred that year. Drug related calls from Hilltop alone increased by 394 calls compared with the previous year. In 1999, drug related calls for service citywide fell by 22 percent to 3,350. Hilltop continued to generate more drug related calls for service than any other neighborhood in Wilmington, accounting for 31 percent of all drug related calls made to the police in 1999.

Maps 11 and 12 show how illicit drug activity in different areas of the city changed over time and how an increase in enforcement in one area can cause illicit drug activity to be displaced to other areas. A description of what each color represents is provided on page 69. This report only contains maps for 1996, 1997, 1998, and 1999. Maps showing illicit drug trends in Wilmington before 1996 can be found in previously published evaluations of Wilmington's Operation Weed & Seed initiative.

The 1996 map shows that drug related calls for police service and drug related arrests were down in three of the eight Hilltop reporting areas and in all four West Center City reporting areas. For the second consecutive year, drug related calls for service and drug arrests decreased in West Center City north of W. 6th Street. Three Hilltop reporting areas south of W. 6th Street saw a decrease in drug related calls and arrests. On the other side of town, reported drug activity was down in the Boulevard and South Wilmington neighborhoods but two reporting areas in Price's Run experienced an increase in drug related calls for service while drug arrests decreased.

In 1997, drug activity resurfaced in the southeastern part of the Hilltop area between W. 6th Street and Lancaster Avenue and in West Center City east of N. Madison Street. Drug arrests also increased in 1997, resulting in more yellow "Hot Spot" and green/black "Intensive Policing" areas and fewer red/black "Saturated" areas. The maps also show several emerging red "In Transition" areas in the Browntown/Hedgeville, South Wilmington, Riverside, and Eastside neighborhoods.

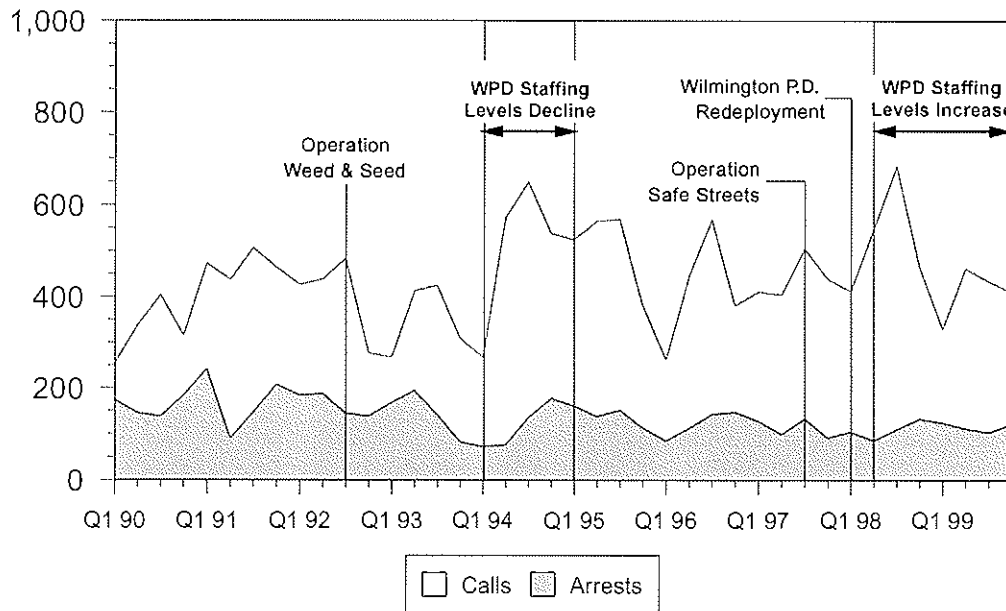
In 1998, reported drug activity in Hilltop area continued to escalate between W. 6th Street and Lancaster Avenue. On the other side of town, reported drug activity Northeast Wilmington increased as well, especially in the Price's Run neighborhood. The Eastside neighborhood also saw drug activity resurface in the E. 8th Street area. Drug arrests were down 13 percent for the city overall, and as a result three reporting areas were "Saturated".

The 1999 map shows that reported drug activity in many of the city's most active hot spots was down but in most cases the drug activity was displaced to adjacent areas resulting in a noticeable increase in the number of red "In Transition" areas citywide.

Table 10 - City of Wilmington Drug Related Calls and Arrests by Neighborhood

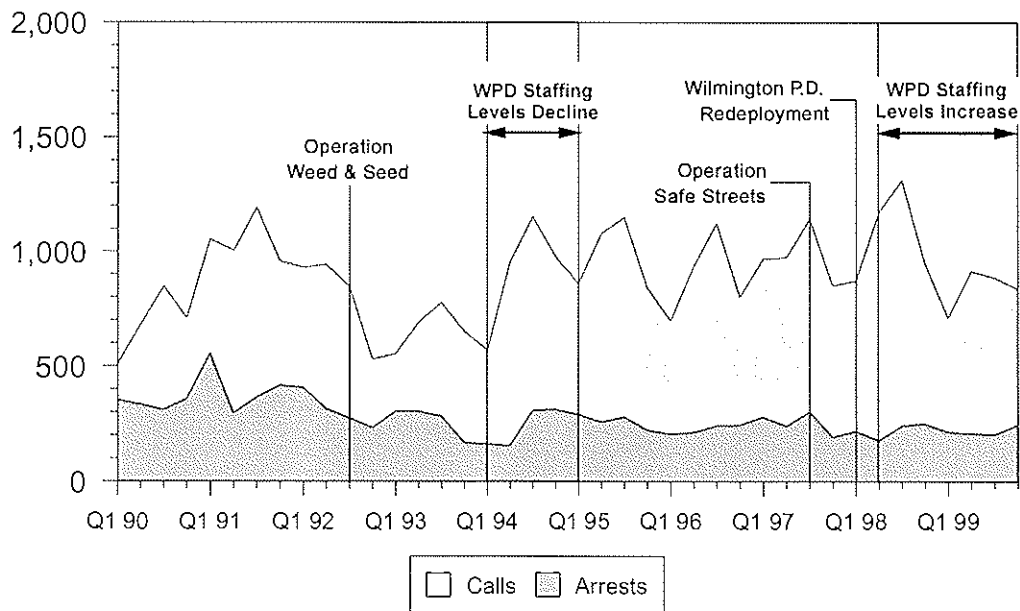
Neighborhood	1994		1995		1996		1997		1998		1999	
	Calls	Arrests	Calls	Arrests	Calls	Arrests	Calls	Arrests	Calls	Arrests	Calls	Arrests
Hilltop	1,289	259	1,334	369	981	288	1,014	261	1,408	278	1,030	273
West Center City	624	162	594	137	468	93	610	149	540	126	486	142
Browntown/Hedgeville	115	42	112	58	210	103	139	43	162	31	120	49
Weed & Seed Area Total	2,028	463	2,040	564	1,659	484	1,763	453	2,110	435	1,636	464
Bancroft Parkway	2	0	1	2	0	0	1	0	1	0	4	2
Boulevard	426	77	512	60	413	44	395	70	344	74	249	37
Central	28	39	25	35	28	26	43	34	30	41	45	20
Cherry Island	2	2	0	0	3	0	4	1	3	0	9	0
Delaware Avenue	9	3	6	9	6	6	4	3	7	0	7	1
Eastside	600	110	607	73	646	113	649	151	715	128	511	109
Midtown Brandywine	10	6	7	0	0	6	4	5	1	1	3	2
Northwest	22	6	19	6	14	6	13	14	20	7	17	4
Price's Run	389	169	541	202	634	151	902	178	858	128	705	169
Riverside	57	39	64	58	84	48	79	73	61	36	56	36
South Wilmington	67	27	94	37	62	5	63	24	120	31	93	26
Southwest	16	3	22	7	19	11	23	12	22	9	15	3
Citywide Total	3,656	944	3,938	1,053	3,568	900	3,943	1,018	4,292	890	3,350	873

Chart 17
Weed & Seed Area
Drug Related Calls and Arrests



Source: Delaware SAC

Chart 18
City of Wilmington
Drug Related Calls and Arrests



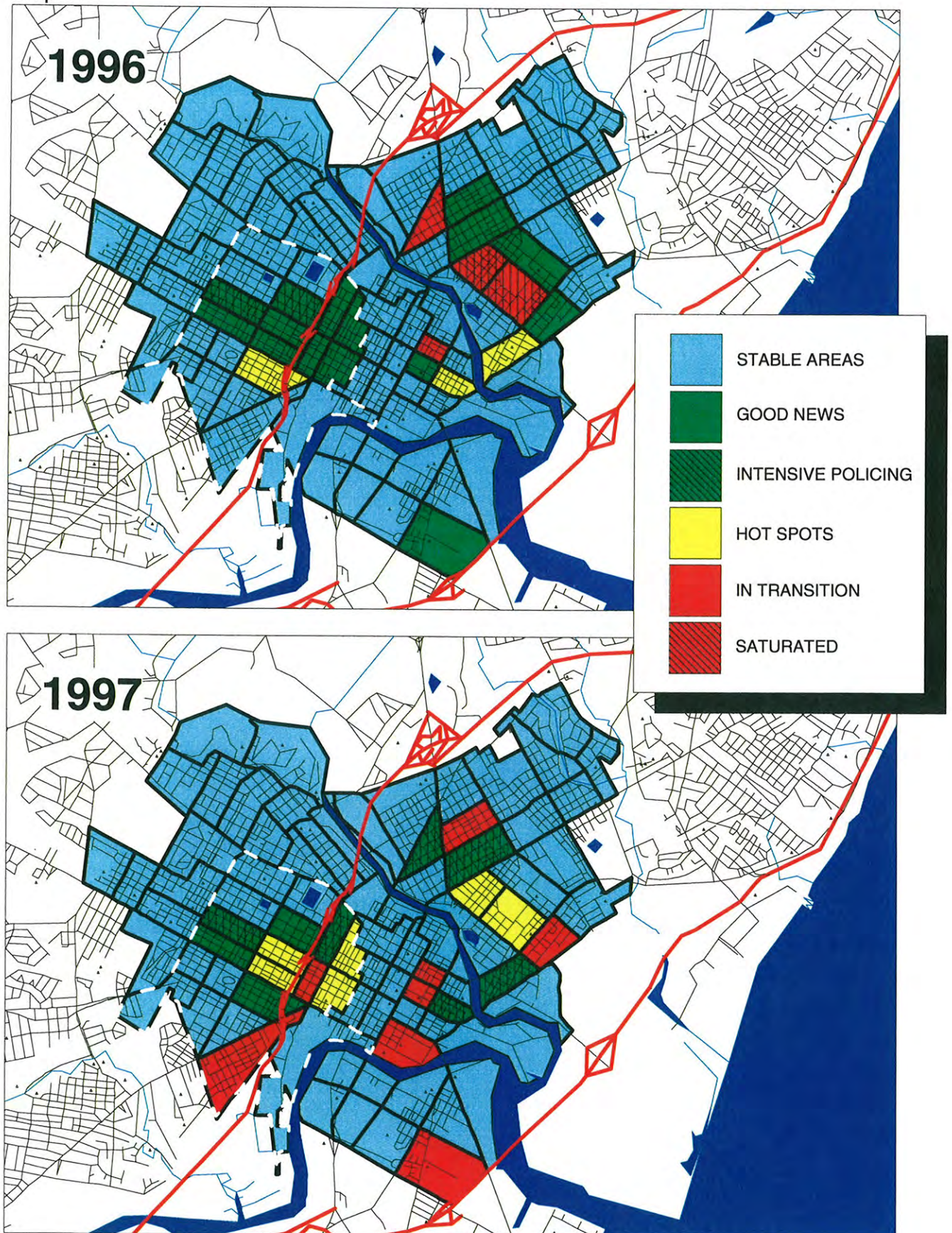
Source: Delaware SAC

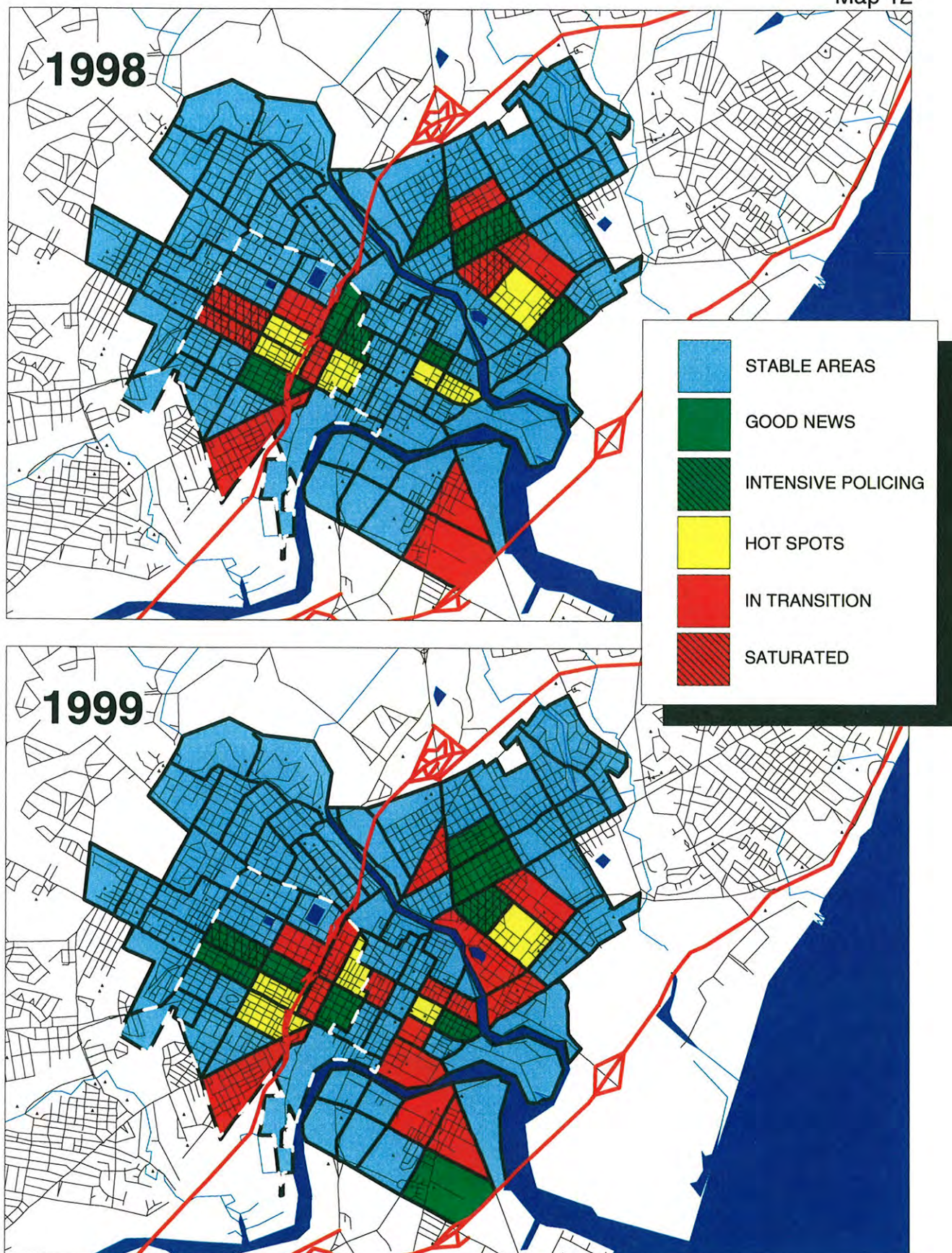
Geographic Analysis of Wilmington's Illicit Drug Markets

The following color coded maps demonstrate how illicit drug markets have been affected by various drug enforcement efforts throughout Wilmington. Each of the city's 90 reporting areas were assigned a color which represents a category that was derived by analyzing trend data on drug related calls and arrests for each reporting area and then comparing the most recent year's trend with the previous year. Trends described by each category are explained below.

- ♦ **Stable Areas (Blue):** This category refers to reporting areas that reported 25 or fewer drug related calls and/or arrests per year during the observation period. Many of the residential areas in this category have average household incomes that are well above the city average and tend to be located on the outer perimeter of the city.
- ♦ **Good News (Green):** Areas in this category experienced a simultaneous decline or stabilization in both the drug related calls for service and drug related arrests.
- ♦ **Intensive Policing (Green/Black):** These are areas where the number of drug related arrests are relatively high compared to the number of drug related calls from the area. This may indicate that proactive measures were taken by the police to prevent displacement of drug activity from nearby areas.
- ♦ **Hot Spots (Yellow):** Areas that fall in this category experienced a simultaneous rise in both drug related calls and arrests. Areas in this category are well known for open air illicit drug sales.
- ♦ **In Transition (Red):** Reporting areas in this category are best described as being "in transition". The number of drug related calls received from these areas are rising while the number of arrests remain at roughly the same level. These areas tend to be located next to active drug areas on one side and relatively stable areas on the other side. The increasing number of calls may indicate that residents are aware that the character of their neighborhood is changing.
- ♦ **Saturated (Red/Black):** This category is similar to "hot spots" in that both refer to areas with extremely high levels of drug activity. What differentiates "saturated" areas from "hot spots" is that in saturated areas the number of drug related calls continue to increase while the number of arrests decline or remain at roughly the same level as the previous year.

Map 11





Weed & Seed Funded Activities - 1992 to 2000

Since July 1992, Wilmington's Operation Weed & Seed initiative has received a total of \$3,431,695 in assistance from the U.S. Department of Justice.

- ♦ \$753,264 was used for law enforcement (23 percent)
- ♦ \$658,709 was used for community policing (19 percent)
- ♦ \$1,193,490 was used for prevention, intervention and treatment (35 percent)
- ♦ \$24,672 was used for neighborhood restoration activities (< 1 percent)
- ♦ \$801,560 was used for program administration and evaluation (23 percent)

Weed & Seed law enforcement and community policing funds were used to pay overtime for police undercover vice operations, walking patrol officers, and drug buy money. Initially, law enforcement made up a larger percentage of total Weed & Seed budget because in addition to police activities, federal Weed & Seed funds they were used to pay for a state prosecutor, a probation and parole officer, and drug lab equipment. Most Weed & Seed enforcement activities are currently paid through a Asset Forfeiture Fund cost reimbursement agreement between the Wilmington Police Department and the federal Drug Enforcement Administration's Wilmington office. These funds were used to pay for police overtime and to purchase equipment used in joint federal/local investigative operations.

Weed & Seed funds for prevention, intervention, and treatment programs were used to pay for a number of different programs at four community centers located in the target area. The William "Hicks" Anderson Community Center, the Latin American Community Center, Hilltop Lutheran Neighborhood Center, and West End Neighborhood House were designated as safe havens and each were given funds to expand their existing recreation and tutorial offerings. Weed & Seed funds were also used for parenting workshops, a victim services counselor, summer prevention programs, a substance abuse counseling outreach worker, truancy prevention counseling, and job skills preparation classes.

Less than one percent of Weed & Seed funds have been used in neighborhood restoration area. In 1997, a special assistant position was created in the mayor's office to help facilitate the economic development/neighborhood restoration component of Wilmington's Weed & Seed effort and to improve the coordination and delivery of city services to the Weed & Seed area.

Programs Funded by Operation Weed & Seed July 1992 to June 2000

Administering agency: Wilmington Police Department

Total amount awarded: \$1,275,262

Program: Weed & Seed Enforcement

Activities: Undercover vice and narcotics investigations in the Weed & Seed area.

Year	Grant No.	Amount	Start Date	End Date
1992	92-80	\$157,874	4/1/92	12/31/93
1994	93-108	\$29,149	1/3/94	5/31/95
1995	95-117	\$6,000	6/1/95	9/1/96
1996	96-106	\$72,000	10/1/96	3/31/98

Program: Weed & Seed Community Policing

Activities: Weed & Seed area dedicated walking patrol officers; resident/police strategic planning meetings at neighborhood mini-stations.

Year	Grant No.	Amount	Start Date	End Date
1992	92-81	\$446,651	6/29/92	12/31/93
1994	93-114	\$42,386	1/3/94	7/31/95
1995	95-119	\$109,000	6/1/95	9/1/96
1996	96-107	\$54,533	10/1/96	3/31/98
1999	98-109	\$3,031	4/1/99	9/30/99
1999	99-107	\$3,108	10/15/99	6/3/00

Program: Executive Office of Weed & Seed Asset Forfeiture Fund

Activities: Police overtime and equipment for joint federal/local law enforcement initiatives.

Year	Total Amount	Base Grant	Supplemental	Start Date	End Date
1996	\$75,000	\$75,000	\$0	10/96	9/97
1997	\$99,492	\$99,492	\$0	10/97	9/98
1998	\$75,000	\$50,000	\$25,000	10/98	9/99
1999	\$89,538	\$50,000	\$39,538	10/99	9/00

Program: Anti-Gang Initiative

Activities: Purchased computer equipment and software used to develop an intelligence database on gang members and their associates.

Year	Grant No.	Amount	Start Date	End Date
1997	97-110	\$12,500	12/1/97	6/30/98

Administering agency: Delaware Criminal Justice Council

Total amount awarded: \$601,466

Program: Weed & Seed Project Administration

Activities: Provides administrative and staff support for Weed & Seed committees.

Year	Grant No.	Amount	Start Date	End Date
1992	92-87	\$72,586	7/1/92	12/31/93
1994	93-106	\$68,983	1/1/94	6/30/95
1994	93-121	\$57,208	7/1/94	6/15/95
1995	95-109	\$82,654	6/1/95	9/30/96
1996	96-103	\$42,189	10/1/96	12/31/97
1997	97-107	\$36,000	10/1/97	8/31/98
1998	98-107	\$38,585	10/16/98	8/31/99
1999	99-108	\$39,492	9/1/99	8/31/00

Program: Victim Counselor

Activities: Assists victims at completing victims compensation applications, accompanies victims to the hospital or to court, and refers victims to social service agencies.

Year	Grant No.	Amount	Start Date	End Date
1992	92-90	\$30,699	7/1/92	12/31/93
1994	93-110	\$35,234	1/3/94	5/31/95
1995	95-108	\$16,568	6/1/95	3/31/96
1996	96-102	\$6,311	12/1/96	4/15/97
1997	97-104	\$4,000	9/1/97	1/1/98

Program: Community Organizational Training

Activities: Youth prevention training seminars on the dangers of smoking, self-esteem, and domestic violence.

Year	Grant No.	Amount	Start Date	End Date
1992	92-96	\$30,699	9/1/92	2/28/94
1993	93-111	\$16,001	3/1/94	5/31/95
1995	95-114	\$7,307	6/1/95	6/1/96

Program: Weed & Seed Mini-Grant Program

Activities: Provides grants for up to \$2,000 for drug prevention and neighborhood restoration activities.

Year	Grant No.	Amount	Start Date	End Date
1993	93-126	\$16,722	8/1/94	6/30/95
1995	95-110	\$8,470	6/1/95	6/1/96

Delaware Criminal Justice Council - Continued

Program: Safe Haven Administration

Activities: Staff training, technical assistance, data collection, and research on gang activity in Wilmington's Hilltop neighborhood.

Year	Grant No.	Amount	Start Date	End Date
1994	93-121	\$57,208	7/1/94	6/15/95

Administering agency: William "Hicks" Anderson Community Center

Total amount awarded: \$276,728

Program: WHACC Recreation Program

Activities: Nighttime basketball league; community fitness center.

Year	Grant No.	Amount	Start Date	End Date
1992	92-83	\$33,698	7/1/92	2/28/94
1994	93-118	\$35,234	3/1/94	5/31/95
1995	95-124	\$28,754	6/1/95	6/30/96
1996	96-111	\$11,802	10/1/96	6/30/97

Program: WHACC Tutorial Program

Activities: Individual tutoring and homework assistance; weekly sessions on drug prevention, health & fitness, parenting or career opportunities.

Year	Grant No.	Amount	Start Date	End Date
1992	92-92	\$9,946	9/14/92	12/31/93
1994	93-119	\$11,600	1/3/94	5/31/95
1995	95-123	\$11,620	6/1/95	6/30/96
1996	96-110	\$5,000	10/1/96	3/31/97

Program: Late Evening Prevention

Activities: Extended community center hours, intramural team sports, monthly field trips.

Year	Grant No.	Amount	Start Date	End Date
1997	97-106	\$18,851	10/1/97	2/28/98
1998	98-102	\$20,000	9/1/98	6/30/99
1999	99-105	\$20,000	1/1/99	6/30/00

Program: Anti-Truancy and Suspension

Activities: Establishes a "Drop-In" counseling center for truant and suspended students.

Year	Grant No.	Amount	Start Date	End Date
1997	97-105	\$25,000	10/1/97	8/31/98
1998	98-103	\$25,000	9/1/98	6/30/99

William "Hicks" Anderson Community Center - Continued

Program: UMOJA/UJIMA Homegirl Development Basketball League

Activities: Teaches female participants fundamental basketball skills; educational assistance; cultural field trips.

Year	Grant No.	Amount	Start Date	End Date
1995	95-118	\$20,000	6/1/95	6/1/96

Program: Spring Jam Basketball Tournament

Activities: Basketball officials hired on contract to referee a basketball tournament held during spring break 1998.

Year	Grant No.	Amount	Start Date	End Date
1998	98-110	\$3,639	4/24/00	4/30/00

Administering agency: Latin American Community Center

Total amount awarded: \$232,052

Program: LACC Recreation Program

Activities: Organized recreation and socio-cultural activities for youths and adults.

Year	Grant No.	Amount	Start Date	End Date
1992	92-86	\$32,248	7/1/92	12/31/93
1994	93-115	\$31,175	5/2/94	5/31/95
1995	95-116	\$20,920	6/1/95	3/31/96
1997	96-105	\$5,000	1/1/97	3/31/97

Program: LACC Tutorial Program

Activities: Tutoring and homework assistance for school age Hispanic youths.

Year	Grant No.	Amount	Start Date	End Date
1992	92-93	\$9,959	10/1/92	12/31/93
1994	93-116	\$31,175	5/2/94	5/31/95
1995	95-115	\$12,450	6/1/95	3/31/96
1997	96-104	\$6,000	1/1/97	3/31/97

Program: Safe Haven Program for Youths

Activities: Team sports, recreation, arts and crafts, and prevention workshops for teens and young adults.

Year	Grant No.	Amount	Start Date	End Date
1998	97-102	\$20,000	1/1/98	8/1/98
1998	98-104	\$20,000	10/1/98	3/31/99
1999	99-101	\$20,000	10/1/99	3/31/00

Latin American Community Center - Continued

Program: Communities in Control Gang Violence Prevention

Activities: Staff training, technical assistance data collection, and research on gang activity in Wilmington's Hilltop neighborhood.

Year	Grant No.	Amount	Start Date	End Date
1998	97-109	\$12,500	4/1/98	8/31/98

Program: School/Community Outreach Worker for Gang-Prone Youth

Activities: Provides counseling and short-term case management for safe haven participants and their families.

Year	Grant No.	Amount	Start Date	End Date
1998	98-105	\$12,500	10/1/98	8/31/99
1999	99-102	\$13,750	9/1/99	8/31/00

Administering agency: Delaware Statistical Analysis Center

Total amount awarded: \$220,860

Program: SAC Evaluation

Activities: Data collection and printing costs for annual evaluations conducted by the Delaware Statistical Analysis Center.

Year	Grant No.	Amount	Start Date	End Date
1992	92-89	\$41,000	9/1/92	5/31/94
1994	93-105	\$40,000	1/3/94	7/31/95
1995	95-100	\$34,860	6/1/95	1/31/97
1996	96-100	\$29,000	11/1/96	3/31/98
1998	97-100	\$28,000	1/1/98	12/31/98
1999	98-100	\$28,000	1/1/99	6/30/00
2000	99-106	\$20,000	3/1/00	10/31/00

Administering agency: West End Neighborhood House

Total amount awarded: \$181,398

Program: WENH Recreation Program

Activities: Recreational and cultural activities for youths, adult aerobics instruction, and self-defense classes.

Year	Grant No.	Amount	Start Date	End Date
1992	92-84	\$30,601	7/1/92	12/31/93
1994	93-113	\$33,750	1/3/94	5/31/95
1995	95-104	\$17,703	6/1/95	3/31/96

West End Neighborhood House - Continued

Program: WENH Tutorial Program

Activities: Individualized Tutoring, homework assistance, and computer instruction for students grades 1-12.

Year	Grant No.	Amount	Start Date	End Date
1992	92-88	\$11,265	9/1/92	2/28/94
1994	93-112	\$20,949	1/3/94	5/31/95
1995	95-103	\$10,790	6/1/95	6/1/96

Program: Parenting Project

Activities: Parenting workshops and support groups for teen and adult parents.

Year	Grant No.	Amount	Start Date	End Date
1992	92-94	\$24,198	10/1/92	7/31/93

Program: Working Capital Delaware

Activities: This program involves establishing small business loan peer groups to provide capital, share ideas, develop business skills, and increase small business development opportunities for the Weed & Seed area.

Year	Grant No.	Amount	Start Date	End Date
1995	95-102	\$14,672	6/1/95	3/31/96

Program: Parent Partnership

Activities: A series of parent training workshops.

Year	Grant No.	Amount	Start Date	End Date
1995	95-111	\$10,000	6/1/95	3/31/96

Program: Hilltop Summer Camp

Activities: A 7-week summer program for youths ages 5-13. Activities include arts and crafts, swimming, computer activities, and weekly field trips.

Year	Grant No.	Amount	Start Date	End Date
1995	95-112	\$7,470	6/1/95	8/31/95

Administering agency: City of Wilmington - Office of the Mayor

Total amount awarded: \$143,004

Program: Weed & Seed Special Assistant

Activities: Facilitates coordination of Weed & Seed programs with existing city programs and services; provides staff support to Weed & Seed committees.

Year	Grant No.	Amount	Start Date	End Date
1998	97-111	\$75,000	5/1/98	4/30/99
1999	99-100	\$68,004	5/1/99	7/31/00

Administering agency: Brandywine Counseling, Inc.

Total amount awarded: \$81,633

Program: BCI Street Outreach

Activities: Substance abuse education; referral to treatment programs; distribution of literature on substance abuse and HIV.

Year	Grant No.	Amount	Start Date	End Date
1993	92-98	\$10,000	2/1/93	12/31/93
1994	93-107	\$24,633	1/3/94	5/31/95
1995	95-121	\$20,000	6/1/95	3/31/96
1997	96-109	\$15,000	10/1/96	12/31/97
1998	97-103	\$12,000	1/1/98	12/31/98

Administering agency: Hilltop Lutheran Neighborhood Center

Total amount awarded: \$75,085

Program: HLNC Tutorial Program

Activities: Individual and group tutorials; group study sessions; college preparation assistance (financial aid information, S.A.T. preparation, college visits); career exploration activities (job fairs, job skills workshops, field trips).

Year	Grant No.	Amount	Start Date	End Date
1992	92-95	\$9,965	9/8/92	12/31/93
1994	93-109	\$16,598	1/3/94	5/31/95
1995	95-107	\$12,402	6/1/95	3/31/96
1996	96-101	\$4,500	10/1/96	4/30/97

Program: HLNC Recreation Program

Activities: Allowed Hilltop Lutheran Neighborhood Center to expand its recreational offerings to Hilltop area youths ages 6-18.

Year	Grant No.	Amount	Start Date	End Date
1994	93-120	\$20,000	4/1/94	5/31/95
1995	95-106	\$11,620	6/1/95	3/31/96

Administering agency: State of Delaware - Department of Justice

Total amount awarded: \$75,000

Program: Weed & Seed Prosecutor

Activities: This state prosecutor position was created to handle an increase in court cases resulting from Weed & Seed drug arrests.

Year	Grant No.	Amount	Start Date	End Date
1992	92-85	\$75,000	10/1/92	12/31/93

Administering agency: Jackson Street Boys and Girls Club

Total amount awarded: \$63,320

Program: Job Skills Preparation Program

Activities: Offers instruction on interviewing skills and resume writing. Teams youths with mentors in the local business community.

Year	Grant No.	Amount	Start Date	End Date
1997	96-114	\$10,000	3/1/97	12/31/97
1998	97-108	\$5,000	1/1/98	6/30/98
1998	98-108	\$5,000	9/1/98	3/31/99

Program: Hedgeville Outreach

Activities: Recruitment of youth from the Hedgeville area to join the Jackson Street Boys and Girls Club.

Year	Grant No.	Amount	Start Date	End Date
1995	95-120	\$19,920	6/1/95	6/1/96
1996	96-108	\$9,000	10/1/96	10/31/97

Program: Educational Enhancement Program

Activities: Computer assisted instruction and tutoring.

Year	Grant No.	Amount	Start Date	End Date
1994	93-117	\$14,400	4/1/94	5/31/95

Administering agency: West Center City Day Care Nursery

Total amount awarded: \$45,345

Program: Early Computer Whiz

Activities: Computer tutorial and instruction for children ages 3-10.

Year	Grant No.	Amount	Start Date	End Date
1993	92-97	\$7,213	2/15/93	2/28/94
1994	93-127	\$11,057	10/15/94	5/31/95
1995	95-125	\$6,640	6/1/95	6/1/96
1996	96-112	\$3,000	10/1/96	3/31/97

Program: EPIC@WCCDCN

Activities: Parenting workshops and support groups for parents of WCCDCN students.

Year	Grant No.	Amount	Start Date	End Date
1994	93-124	\$7,235	9/1/94	3/31/95

West Center City Day Care Nursery - Continued

Program: Neighborhood Parent Assistance Project

Activities: Parent education classes and workshops, support groups, and family counseling.

Year	Grant No.	Amount	Start Date	End Date
1994	93-122	\$7,500	10/1/94	9/30/95

Program: Parents for Success

Activities: Parenting workshops.

Year	Grant No.	Amount	Start Date	End Date
1994	93-125	\$2,700	10/1/94	3/31/95

Administering agency: State of Delaware - Department of Correction

Total amount awarded: \$34,306

Program: Weed & Seed Probation and Parole Officer

Activities: Community correctional supervision of Weed & Seed area offenders who are on probation or parole.

Year	Grant No.	Amount	Start Date	End Date
1992	92-91	\$34,306	10/1/92	12/31/93

Administering agency: State of Delaware - Medical Examiner and Forensic Sciences

Total amount awarded: \$27,405

Program: Drug Analysis Lab Equipment

Activities: Additional drug analysis equipment was purchased because of the anticipated increase in caseloads resulting from Weed & Seed area drug arrests.

Year	Grant No.	Amount	Start Date	End Date
1992	92-82	\$27,405	6/16/92	12/31/92

Administering agency: Tabernacle Baptist Church

Total amount awarded: \$22,885

Program: Youth Outreach Ministry

Activities: Tutoring in English, math, social studies, and science.

Year	Grant No.	Amount	Start Date	End Date
1994	93-123	\$9,885	10/1/94	5/31/95

Program: Prevention, Intervention, and Treatment Subcommittee Outreach Initiative

Activities: Survey and needs assessment for residents living in the "Operation Splash" area.

Year	Grant No.	Amount	Start Date	End Date
2000	99-109	\$7,500	8/1/00	10/31/00

Tabernacle Baptist Church - Continued

Program: Young Emerging Leaders Conference

Activities: Fee and travel expenses for presenters at a youth conference sponsored by the Weed & Seed Prevention, Intervention, and Treatment Subcommittee.

Year	Grant No.	Amount	Start Date	End Date
2000	99-115	\$5,500	10/21/00	10/21/00

Administering agency: Quaker Hill Historic Preservation Foundation

Total amount awarded: \$20,000

Program: The HARTS Project

Activities: Instruction for city youths ages 9-12 in historic preservation, architecture, and history of the Quaker Hill section of West Center City.

Year	Grant No.	Amount	Start Date	End Date
1998	98-106	\$10,000	9/1/98	8/31/99
1999	99-103	\$10,000	9/1/99	8/31/00

Administering agency: City of Wilmington - Enterprise Community

Total amount awarded: \$12,000

Program: Drug Treatment Information Depository

Activities: Consultant hired to conduct a research study on the availability and accessibility of substance abuse treatment services in Wilmington.

Year	Grant No.	Amount	Start Date	End Date
1998	98-101	\$12,000	9/1/98	8/31/99

Administering agency: St. Paul's Church and School

Total amount awarded: \$11,378

Program: St. Paul's Resource Room

Activities: Additional staff support to expand a remedial/special education class at St. Paul's School for students grades 2-6 who experience difficulties learning in a traditional classroom setting.

Year	Grant No.	Amount	Start Date	End Date
1995	95-101	\$9,960	8/28/95	3/31/96

Program: St. Paul's Summer Prevention Program

Activities: Summer remedial education classes for "at-risk" students in grades 2-5.

Year	Grant No.	Amount	Start Date	End Date
1995	95-122	\$221	7/3/95	8/11/95

St. Paul's Church and School - Continued

Program: St. Paul's Church Youth Retreat

Activities: A 3-day retreat for Hispanic youths from the Hilltop area.

Year	Grant No.	Amount	Start Date	End Date
1996	96-115	\$1,198	3/26/98	4/26/98

Administering agency: Step Into 2000, Inc.

Total amount awarded: \$10,000

Program: Nuts and Bolts

Activities: Provides insurance coverage for participants of a housing rehabilitation and job training program.

Year	Grant No.	Amount	Start Date	End Date
1996	96-113	\$10,000	9/1/96	12/31/96

Administering agency: Child, Inc.

Total amount awarded: \$9,000

Program: Taking Care

Activities: Parenting classes, workshops, referral assistance and support for families living in the Weed & Seed area.

Year	Grant No.	Amount	Start Date	End Date
1993	92-100	\$9,000	8/1/93	2/28/94

Administering agency: State of Delaware - Department of Labor

Total amount awarded: \$3,928

Program: ALEX Job Search

Activities: Delaware Department of Labor Automated Labor Exchange (ALEX) computerized job bank terminals installed at sites within the Weed & Seed area.

Year	Grant No.	Amount	Start Date	End Date
1992	92-99	\$3,928	12/1/92	7/31/94

Administering agency: Dickinson Education Center

Total amount awarded: \$3,639

Program: Family Survival Kit

Activities: Counseling sessions for families in the Weed & Seed area.

Year	Grant No.	Amount	Start Date	End Date
2000	98-111	\$3,639	9/11/00	10/31/00

Administering agency: U.S. Attorney's Office
Total amount awarded: \$3,000

Program: Camp DEFY (Drug Education for Youth)

Activities: Training sessions, camp materials, and bus transportation for parents of youths attending the DEFY 5-day residential summer camp in Bethany Beach, Delaware.

Year	Grant No.	Amount	Start Date	End Date
2000	99-114	\$3,000	8/1/00	8/14/00

Administering agency: Methodist Action Program
Total amount awarded: \$1,000

Program: MAP Presents NFTE's Biz Camp

Activities: Two week summer entrepreneur camp for socially and economically disadvantaged youth in New Castle County.

Year	Grant No.	Amount	Start Date	End Date
2000	99-113	\$1,000	7/10/00	7/21/00

Administering agency: Wilmington Christian Center
Total amount awarded: \$1,000

Program: Overnight Camp for Preteen and Teen Girls

Activities: Two day summer camp for girls ages 9-18.

Year	Grant No.	Amount	Start Date	End Date
2000	99-111	\$600	8/4/00	8/5/00

Program: WCC Dance Camp for Boys and Girls

Activities: Tuition for six youths to attend a 5-day summer camp.

Year	Grant No.	Amount	Start Date	End Date
2000	99-112	\$400	8/7/00	8/11/00

Administering agency: YBF Productions
Total amount awarded: \$1,000

Program: Radimi: Who Stole the Dream

Activities: Purchased digital audio editing software needed to complete production of a short film shot in the Weed & Seed area.

Year	Grant No.	Amount	Start Date	End Date
2000	99-110	\$1,000	1/5/00	12/15/00

References

- City of Wilmington Office of the Mayor, Office of the U.S. Attorney-District of Delaware, Delaware Criminal Justice Council, *"The City of Wilmington's FY 2000 Weed & Seed Official Recognition Application."* July 2000.
- Estaban Parra, *"NCCo Police Bust Major Drug Ring."* The News Journal, January 1, 1999.
- Le'verne Cecere, Richard J. Harris, Charles Huenke, and Evelyn Scocas, *"Wilmington Shootings 1996 - A Comparative Study of Victims and Offenders in Wilmington, Delaware."* Delaware Statistical Analysis Center/Delaware Criminal Justice Council, March 1997.
- Richard J. Harris, *"The Locations of Rehabilitative Services for Inmates Released from the Delaware Department of Correction."* Delaware Statistical Analysis Center, June 1998.
- Richard J. Harris and John P. O'Connell, *"The Impact of Operation Safe Streets on Shootings in Wilmington."* Delaware Statistical Analysis Center, November 1998.
- Richard J. Harris and John P. O'Connell, *"Evaluation of Operation Weed & Seed in Wilmington, Delaware."* Delaware Statistical Analysis Center/MJM Consulting, September 1999.
- Brie A. Knox, Barbara J. Hicklin, and John P. O'Connell, *"Crime in Delaware 1999, An Analysis of Delaware Crime."* Delaware Statistical Analysis Center/State Bureau of Identification, September 2000.
- Stephen Wilhite, *"Of the Community, By the Community, and For the Community - Interviews with Selected Partners of the Weed & Seed Initiative."* Delaware Statistical Analysis Center/Anova Associates, October 2000.
- Ted Caddell, *"Federal Aid Helps City Fight Crime."* The News Journal, October 15, 1996.
- Terri Sanginiti, *"City Shuttters 2 Houses Under Nuisance Law."* The News Journal, September 15, 1998.
- Terri Sanginiti, *"Three Drug Ring Suspects Arrested in Raid."* The News Journal, February 18, 1999.
- U.S. Bureau of the Census. *"1990 Census of Population and Housing - Wilmington, Delaware."* U.S. Department of Commerce, 1993.
- U.S. Department of Justice. *"Operation Weed & Seed Implementation Manual."* U.S. Department of Justice, 1992.

Appendices

Research Notes

Data on the number of drug related arrests and calls for police service were obtained from Wilmington Police Department records. All arrests with drug related charges were used, including those where the drug offense was not the lead charge. Information used in the drug related arrest database was compiled directly from Wilmington Police Department arrest logs, and includes the name, age, race and sex of the offender, date and location of arrest, descriptions of all charges involved in the arrest and the names of the arresting officers.

Data on 911 calls for service were obtained from Wilmington Police Department's computer assisted dispatch (CAD) system records. Information in the CAD database include the type of call involved, location of the call, and the time that the call was received by police. Two types of calls were categorized as "drug related"—Drug Sales In Progress and Drug Violations. CAD system data was also collected for for offensive touching and other assaults, burglary, homicide, rape, and robbery related complaints.

In 1999, the Wilmington Police Department replaced the computerized dispatch system that was used to record data on calls for police service. CAD system data for the last three months of 1999 were not available as a result of this change. Consequently, the 1999 calls for police service totals presented in this report are estimates based on weighed calculations derived from the data that were available.

Table A compares drug related CAD calls for Wilmington with UCR drug complaints. The table shows that the estimated number of drug related CAD system calls decreased by 22 percent in 1999 while Uniform Crime Reporting (UCR) drug complaints increased by 4 percent. With the exception of drugs and homicides, an increase or decrease in CAD calls for the remaining categories (assault, burglary, rape, and robbery) corresponds with a similar increase or decrease in UCR complaints. This discrepancy only appeared for drug related 911 calls in 1999 and was probably caused by an increase in proactive policing activity during the summer of that year. To more accurately reflect the level of drug activity in Wilmington, the 1999 color map shown on page 59 was created using an estimate of the number of drug related calls the Wilmington Police Department would have received if the number of calls was proportionate to the number of UCR drug complaints that were reported in 1999. This estimate was calculated by multiplying the number of 911 calls for each grid by 1.33.

Table A
Comparison of Wilmington CAD and UCR Complaints

	1997	1998	% Change 1997-98	1999	% Change 1998-99
Assault					
UCR	774	748	-3.4%	768	2.7%
Wilmington 911	3,556	3,374	-5.1%	3,428	1.6%
Weed & Seed 911	1,258	1,271	1.0%	1,370	7.8%
Wilm-W&S 911	2,298	2,103	-8.5%	2,058	-2.1%
Burglary					
UCR	1,134	1,191	5.0%	813	-31.7%
Wilmington 911	2,002	1,936	-3.3%	1,404	-27.5%
Weed & Seed 911	691	655	-5.2%	495	-24.4%
Wilm-W&S 911	1,311	1,281	-2.3%	909	-29.0%
Drugs					
UCR	2,169	2,343	8.0%	2,437	4.0%
Wilmington 911	3,944	4,312	9.3%	3,351	-22.3%
Weed & Seed 911	1,763	2,111	19.7%	1,636	-22.5%
Wilm-W&S 911	2,181	2,201	0.9%	1,715	-22.1%
Homicide					
UCR	7	8	14.3%	12	50.0%
Wilmington 911	11	9	-18.2%	8	-11.1%
Weed & Seed 911	3	1	-66.7%	3	200.0%
Wilm-W&S 911	8	8	0.0%	5	-37.5%
Rape					
UCR	103	63	-38.8%	66	4.8%
Wilmington 911	97	61	-37.1%	70	14.8%
Weed & Seed 911	30	20	-33.3%	18	-10.0%
Wilm-W&S 911	67	41	-38.8%	52	26.8%
Robbery					
UCR	692	557	-19.5%	551	-1.1%
Wilmington 911	767	641	-16.4%	577	-10.0%
Weed & Seed 911	243	208	-14.4%	245	17.8%
Wilm-W&S 911	524	433	-17.4%	332	-23.3%